

W. H. Moore

G4080MMM909

to
J. Schaub
CARNEGIE STEEL COMPANY
PITTSBURG, PENNA. *1910*

SUPPLEMENT No. 12

TO

SHAPE BOOK, 1903

ARCH
TA685
.C333
1909

JULY, 1909

9529

SUPPLEMENT No. 12

TO

SHAPE BOOK, 1903

JULY, 1909

Supplement No. 12 supersedes and cancels all previous Supplements.

This Pamphlet refers only to the original Shape Book—edition of 1903, and therefore ANY CHANGES OR ADDITIONS HERETOFORE MADE BUT NOT MENTIONED IN THIS SUPPLEMENT ARE VOID.

Part I. deals only with changes in and additions to data already published in the Shape Book.

Part II. embodies all new Sections for which rolls have been prepared since the publication of the Shape Book; also several tables of weights not appearing in the original book.

CORRECTIONS IN SHAPE BOOK, 1903.

PART I.
Corrections in data published in Shape Book, 1903.

Page 7 — C-8—Radius at toe of section to be 0.103"
 Page 8 — C-20—Radius at toe of section to be 0.1875"
 Page 9 — C-170 can be rolled from a minimum weight of 35.0 lbs up to 50.0 lbs; minimum flange width and web thickness 2.75" and 0.412", respectively.
 C-160 can be rolled from a minimum weight of 30.0 lbs up to 40.0 lbs; minimum flange width and web thickness 2.75" and 0.412", respectively.
 Page 12 — E-510 can be rolled to 2.4 lbs.
 Page 13 — A-30 can be rolled 1/2" thick, 0.30 lbs.
 A-40 can be rolled 1/2" thick, 0.30 lbs.
 A-108 can be rolled 1/2" thick, 0.30 lbs.
 Page 15 — A-437 can be rolled 1/2" thick, 0.30 lbs.
 A-411 can be rolled 1/2" thick, 0.30 lbs.
 A-437 can be rolled 1/2" thick, 0.30 lbs.
 A-400 can be rolled 1/2" thick, 0.30 lbs.
 A-403 can be rolled 1/2" thick, 0.30 lbs.
 A-407—cancelled.
 Page 16 — A-207 can be rolled 1/2" thick, 0.30 lbs.
 A-412 can be rolled 1/2" thick, 0.30 lbs.
 A-423 can be rolled 1/2" thick, 0.30 lbs.
 A-410 can be rolled 1/2" thick, 0.30 lbs.
 A-418 can be rolled 1/2" thick, 0.30 lbs.
 A-417—cancelled.
 Page 17 — A-374 can be rolled 1/2" thick, 0.30 lbs.
 A-388 can be rolled 1/2" thick, 0.30 lbs.

CORRECTIONS IN SHAPE BOOK, 1903.

- Page 7 —C- 9—Radius at toe of section to be 0.108".
- Page 8 —C-20 can be rolled to 40.0, 45.0 and 50.0 lbs.
C-20—Radius at toe of section to be 0.1875".
- Page 9 —C-170 can be rolled from a minimum weight of 35.0 lbs. up to 50.0 lbs., minimum flange width and web thickness 3.773" and 0.473", respectively.
C-160 can be rolled from a minimum weight of 30.0 lbs. up to 40.0 lbs.; minimum flange width and web thickness 3.797" and 0.447", respectively.
- Page 12 —Z-510 can be rolled to 2.4 lbs.
- Page 13 —A- 90 can be rolled $\frac{1}{4}$ " thick, 6.60 lbs.
A- 99 can be rolled $\frac{1}{4}$ " thick, 5.80 lbs.
A-103 can be rolled $1\frac{1}{4}$ " thick, 62.70 lbs.
- Page 14 —A-102 can be rolled $\frac{3}{32}$ " thick, 0.92 lbs.
A-140 can be rolled $\frac{1}{2}$ " thick, 18.70 lbs.
A-159 can be rolled $\frac{3}{8}$ " thick, 13.0 lbs.
A-177 can be rolled $\frac{5}{16}$ " thick, 9.8 lbs.
- Page 15 —A-228 can be rolled $\frac{1}{4}$ " thick, 5.80 lbs.
A-601 can be rolled $\frac{1}{4}$ " thick, 4.90 lbs.
A-237 can be rolled $\frac{1}{4}$ " thick, 5.3 lbs.
A-606 can be rolled $\frac{1}{8}$ " thick, 2.08 lbs.
A-603 can be rolled $\frac{1}{4}$ " thick, 4.50 lbs.
A-607—canceled.
- Page 16 —A-269 can be rolled $\frac{1}{8}$ " thick, 1.86 lbs.
A-612 can be rolled $\frac{3}{8}$ " thick, 4.62 lbs.
A-275 can be rolled $\frac{1}{8}$ " thick, 1.55 lbs.
A-616 can be rolled $\frac{1}{8}$ " thick, 1.43 lbs.
A-616 can be rolled $\frac{3}{8}$ " thick, 3.98 lbs.
A-617—canceled.
- Page 17 —A-374 can be rolled $\frac{1}{4}$ " thick, 4.47 lbs.
A-363 can be rolled $\frac{1}{4}$ " thick, 5.8 lbs.

- Page 18 —A-391 can be rolled $\frac{3}{16}$ " thick, 2.43 lbs.
A-395 can be rolled $\frac{3}{16}$ " thick, 2.11 lbs.
- Page 19 —A-700 can be rolled $\frac{9}{16}$ " thick, 11.30 lbs.
- Page 21 —T-500, see revised section, page 35 of this Supplement.
- Page 25 —T-602—canceled.
T-603—See revised section, page 34 of this Supplement.
- Page 27 —C-500—Change flange and web to $\frac{15}{16}$ " and $\frac{7}{8}$ ", respectively, minimum weight to 0.25 lbs.
C-501—Change web thickness to $\frac{5}{16}$ " and weights to read: 0.224 to 0.25 lbs.
C-502—Change flange and web to $\frac{5}{16}$ " and No. 13, respectively, also dimensions at root of flange from $\frac{9}{16}$ " to $\frac{5}{8}$ ", and give one weight of 0.36 lbs. only.
C-504—Change weight to 0.47 lbs.
C-507, C-509, C-512, C-514, C-515, C-517, C-521, C-526—canceled.
C-508—reinstated.
C-510—Change weights to 0.69 lbs. and 1.06 lbs.
C-511—Change dimensions at toe and root of flange to $\frac{3}{8}$ " and $\frac{3}{16}$ ", respectively, also weight to 0.73 lbs.
C-516—Change flange and web to $\frac{3}{8}$ " and 0.109", respectively, add minimum weight 0.74 lbs.
C-523—Change minimum weight to 0.91 lbs.
C-525—Change maximum weight to 1.49 lbs.
- Page 28 —C-530, C-533, C-540—canceled.
C-532—Change minimum flange and web to $\frac{7}{16}$ ", and $\frac{3}{16}$ ", respectively, also minimum weight to 1.43 lbs.
C-535—Add minimum weight of 1.47 lbs.
- Page 29 —C-550, C-555—canceled.
- Page 30 —C-600, C-601, C-602, are now rolled to the following weights per foot :
C-600, 0.51 lbs.
C-601, 0.67 lbs.
C-602, 0.79 lbs.

- Page 31 —C-702—See revised section, page 49 of this Supplement.
- Page 32 —U-572, U-578, C-562—canceled.
- Page 33 —B-500—Change maximum widths of head and web from $\frac{9}{16}$ " and $\frac{5}{16}$ " to $\frac{5}{8}$ " and $\frac{3}{8}$ ", respectively, also maximum weight to 2.58 lbs.
B-506—Change weight to 1.60 lbs.
B-507—Canceled.
- Page 34 —P-501 can be rolled to a minimum weight of 5.02 lbs. and a maximum of 8.21 lbs. Minimum section has web thickness of $\frac{3}{8}$ ".
P-3—Change minimum weight to 8.1 lbs.
- Page 37 —M-680, M-681, M-682, M-687, M-688—canceled.
M-685—Change maximum weight to 3.67 lbs., omitting $\frac{11}{8}$ " thickness.
- Page 38 —M-715 can be rolled $\frac{9}{16}$ ", $\frac{5}{8}$ " and $\frac{3}{4}$ " thick, making 3.90 lbs. maximum weight.
M-716 can be rolled $\frac{9}{16}$ " thick, 2.70 lbs.
- Page 40 —M-890—canceled.
- Page 41 —M-902, M-910—canceled.
- Page 42 —M-921, M-922, M-923, M-924, M-926, M-928—canceled.
- Page 43 —M-931, M-932, M-933, M-934—canceled.
- Page 44 —M-936, M-937, M-939, M-940—canceled.
- Page 45 —M-942—canceled.
- Page 46 —M-950, M-951—canceled.
- Pages 48, 49 —**I-Beams, Special I-Beams**, for new sections see page 40, of this Supplement.
- Pages 50, 51 —**Channels, Special Channels**, for new sections see pages 42 and 43 of this Supplement.

Page 51 —C-170, C-160—Change as follows :

Section Index	Depth of Channel, Inches	Weight per Foot, Pounds		Flange Width, Inches		Web Thickness, Inches		Increase of Web and Flange for each lb. increase of weight	Page No. of Section
		Min.	Max.	Min.	Max.	Min.	Max.		
C 170	12	35.0	50.0	3.773	4.140	.473	.840	.024	9
C 160	10	30.0	40.0	3.797	4.091	.447	.741	.029	9

Pages 51, 52 —**Z-Bars, Special Z-Bars**, for new sections see page 33 of this Supplement.

Page 52 —Z-510 can be rolled to 2.4 lbs.

Pages 53 to 65, incl. **Angles, Special and Odd Angles**, for new sections see pages 29 to 33, inclusive, of this Supplement.

Page 61 —A-607, A-617—canceled.

Pages 66 to 68, incl. **Tees, Special and Hand Rail Tees**, for new sections see pages 34 and 35 of this Supplement.

Page 68 —T-602—canceled.

T-603—Change as follows: Weight 0.88 lbs.; thickness of flange No. 9; thickness of stem $\frac{1}{8}$ " No. 7.

Pages 70 to 75, incl. **Special Channel Bars, Odd Channels**, for new sections see pages 42 and 43 of this Supplement.

Page 70 —C-500—Add $\frac{1}{2}$ " x $\frac{15}{16}$ " x $\frac{7}{16}$ " x 0.25 lbs.

C-501—Change to $\frac{1}{2}$ " x $\frac{5}{16}$ " x $\frac{5}{16}$ " x 0.224 lbs. and to $\frac{1}{2}$ " x $\frac{1}{4}$ " x $\frac{3}{16}$ " x 0.25 lbs.

Cancel $\frac{1}{2}$ " x $\frac{1}{4}$ " Full x No. 12 x 0.27 lbs.

C-502—Change to $\frac{5}{8}$ " x $\frac{5}{16}$ " x No. 13 x 0.36 lbs.

Cancel $\frac{5}{8}$ " x $\frac{13}{16}$ " Full x No. 14 x 0.33 lbs.

C-507, C-509, C-512, C-514, C-515, C-517—canceled.

C-508—reinstated.

C-510—Change weights to 0.69 and 0.87 lbs. and add $\frac{7}{8}$ " x $\frac{9}{16}$ " x $\frac{1}{4}$ " x 1.06 lbs.

C-511—Change to $\frac{7}{8}$ " x $\frac{1}{2}$ " x $\frac{1}{8}$ " x 0.73 lbs.

C-516—Add 1 " x $\frac{3}{4}$ " x 0.109" x 0.74 lbs.

- Page 71 —C-521, C-526, C-530, C-533—canceled.
 C-523—Add $1\frac{1}{4}'' \times \frac{7}{16}'' \times \frac{1}{8}'' \times 0.91$ lbs.
 C-525—Add $1\frac{3}{8}'' \times \frac{1}{2}'' \times \frac{1}{4}'' \times 1.49$ lbs.
 C-532—Add $1\frac{3}{4}'' \times \frac{7}{16}'' \times \frac{3}{16}'' \times 1.43$ lbs.
 C-535—Add $2'' \times \frac{1}{2}'' \times \frac{1}{8}'' \times 1.47$ lbs. and $2'' \times \frac{9}{16}'' \times \frac{3}{16}'' \times 1.89$ lbs.
- Page 72 —C-550, C-540—canceled.
- Page 73 —C-555—canceled.
- Page 73 —**Standard Rubber Tire Channels**, C-600, C-601, C-602, are now rolled to the following weights:
 C-600, 0.51 lbs., Web thickness, $\frac{3}{32}''$, Flange width, $\frac{13}{32}''$.
 C-601, 0.67 lbs., Web thickness, $\frac{1}{8}''$, Flange width, $\frac{7}{16}''$.
 C-602, 0.79 lbs., Web thickness, $\frac{1}{8}''$, Flange width, $\frac{31}{64}''$.
 C-612—Flange width should be $\frac{15}{16}''$ instead of $\frac{15}{64}''$.
- Page 74 —**Trolley Track**.
 C-702—See revised section, page 49 of this Supplement.
- Page 75 —C-562—canceled.
 — **U Bars**, for new sections see page 45 of this Supplement.
 U-572, U-578—canceled.
- Pages 76, 77 —**Agricultural Beams, Cultivator, Harrow and Plow Beams**, for new sections see page 41 of this Supplement.
- Page 76 —B-500—Add $1\frac{1}{2}'' \times \frac{5}{8}'' \times \frac{3}{8}'' \times 2.58$ lbs.
 B-506—Change weight to 1.60 lbs.
 B-507—Canceled.
- Page 77 —P-501—Additional sizes can now be rolled as follows:
 $2\frac{1}{2}'' \times \frac{7}{8}'' \times \frac{3}{8}'' \times 5.02$ lbs. $2\frac{1}{2}'' \times 1\frac{1}{16}'' \times \frac{9}{16}'' \times 6.61$ lbs.
 $2\frac{1}{2}'' \times \frac{15}{16}'' \times \frac{7}{16}'' \times 5.55$ lbs. $2\frac{1}{2}'' \times 1\frac{3}{16}'' \times \frac{11}{16}'' \times 7.68$ lbs.
 $2\frac{1}{2}'' \times 1'' \times \frac{1}{2}'' \times 6.08$ lbs. $2\frac{1}{2}'' \times 1\frac{1}{4}'' \times \frac{3}{4}'' \times 8.21$ lbs.
 P-3—Change minimum weight to 8.1 lbs.
- Page 78 —**Bevel Nose Sections**, for new sections see page 28 of this Supplement.

Pages 79 to 82, incl. **Bevel Edge Sections**, for new sections see pages 26 and 27 of this Supplement.

Page 81—Make the following substitutions under corresponding Section Numbers :

Section Index	d Inches	a Inches	b Inches	t Gauge	Weight per foot Pounds
M 596	1 3/4	1 3/15	9/32	No. 10	0.72
	1 3/4	1 3/16	9/32	No. 11	0.64
	1 3/4	1 3/16	9/32	No. 12	0.58
	1 3/4	1 3/16	9/32	No. 13	0.49
M 598	2	1 5/15	11/32	No. 12	0.68
	2	1 5/16	11/32	No. 13	0.59
	2	1 5/16	11/32	No. 14	0.51
M 600	2	1 11/32	21/64	No. 10	0.76
	2	1 11/32	21/64	No. 11	0.67
	2	1 11/32	21/64	No. 12	0.60
M 603	2 1/4	1 3/4	1/4	No. 12	0.79
	2 1/4	1 3/4	1/4	No. 13	0.69
	2 1/4	1 3/4	1/4	No. 14	0.60

Page 82—Make the following substitutions under corresponding Section Numbers :

Section Index	d Inches	a Inches	b Inches	t Gauge	Weight per foot Pounds
M 612	2 1/2	1 7/32	41/64	No. 10	0.97
	2 1/2	1 7/32	41/64	No. 11	0.85
	2 1/2	1 7/32	41/64	No. 12	0.76
M 614	2 5/8	1 7/8	3/8	No. 10	1.03
	2 5/8	1 7/8	3/8	No. 11	0.90
	2 5/8	1 7/8	3/8	No. 12	0.80
M 615	2 5/8	2	5/16	No. 10	1.05
	2 5/8	2	5/16	No. 11	0.93
	2 5/8	2	5/16	No. 12	0.83

Pages 83, 84—**Round Bevel Edge Sections**, for new sections see pages 56 and 57 of this Supplement.

- Page 84 —M-680, M-681, M-682, M-687, M-688—canceled.
M-685, cancel $\frac{1}{8}$ " thickness.
- Page 85 —**Special Bevels**, for new sections see pages 53, 54 and 55 of this Supplement.
- Page 86 —M-715—Add 3 sizes as follows:
 $1\frac{1}{2}$ " x $\frac{9}{16}$ " x 2.92 lbs. $1\frac{1}{2}$ " x $\frac{5}{8}$ " x 3.24 lbs.
 $1\frac{1}{2}$ " x $\frac{3}{4}$ " x 3.90 lbs.
M-716—Add $1\frac{1}{2}$ " x $\frac{9}{16}$ " x 2.70 lbs.
- Pages 86, 87—**Crescents, Special Crescents, Concave Convex, Crescent Hame, Beveled Hame, Pole Cap Sections**, for new sections see page 45 of this Supplement.
- Page 88 —**Grooved Round, Special Half Oval, Grooved Half Oval**, for new sections see pages 48 and 59 of this Supplement.
- Page 89 —**Star Sections**, for new sections see page 49 of this Supplement.
M-902, M-890—canceled.
- Page 90 —**Can Ring Sections**, for new sections see page 47 of this Supplement.
M-910—canceled.
- Page 92 —M-921, M-922, M-923, M-924—canceled.
- Page 93 —M-926, M-928, M-931, M-932, M-933, M-934—canceled.
- Page 94 —M-936, M-937, M-939, M-940—canceled.
- Page 95 —M-942—canceled.
- Page 96 —**Axle Clip, Special Nut Sections**, for new sections see pages 46 and 47 of this Supplement.
M-950, M-951—canceled.
- Page 97 —**Concord Hame Strap**, for new sections see page 24 of this Supplement.
M-1023—reinstated.
- Page 98 —**Bevel Edge Clip**.
M-1069, M-1073, M-1074—reinstated.
M-1061, change length, b and c, to read:
 $5\frac{1}{16}$ " + $5\frac{9}{16}$ ".

Page 99 —**Half Oval Clip**, for new sections see page 24 of this Supplement.

M-1112—reinstated.

M-1129, M-1131, M-1133, change dimensions as given on page 24 of this Supplement.

Page 100 —**Box Strap**.

See Revised Table, page 25 of this Supplement.

Page 101 —**Bit Mouth Steel**, for new sections see page 24 of this Supplement.

Page 102 —**Rounds**.

See Revised Table, page 13 of this Supplement.

Squares.

See Revised Table, page 13 of this Supplement.

Page 103 —**Ovals**—See Revised Table showing also weights of Ovals on page 66 of this Supplement.

For Special Ovals see page 58 of this Supplement.

Page 104 —**Half Ovals**—See Revised Table showing also weights of Half Ovals on pages 64 and 65 of this Supplement.

For Special Half Ovals, see page 59 of this Supplement.

Hexagons — See Revised Table showing also weights of Hexagons on page 60 of this Supplement.

For Special Hexagons, see page 50 of this Supplement.

Pages 105, 106 —**Hoops and Bands**.

See Revised Tables, page 15 of this Supplement.

Square Edge Flats.

See Revised Table, page 13 of this Supplement.

Page 107 —**Round Edge Flats**—See Revised Tables, page 14 of this Supplement and table showing weights of Round Edge Flats on pages 62 and 63 of this Supplement.

For Special Round Edge Flats, see pages 50 and 61 of this Supplement.

- Page 108 — **Rectangular Plates**, sheared and universal. See Revised Tables of extreme sizes, pages 16 and 17 of this Supplement.
- Page 109 — **Circular Plates**—See Revised Tables of extreme sizes, pages 16 and 17 of this Supplement.
- Page 112 —Change weight of $1\frac{3}{16}$ " x No. 19 to .1696.
- Page 114 —Change weight of $2\frac{1}{8}$ " x No. 3 to 1.8713.
- Page 116 —Change weight of $2\frac{3}{4}$ " x No. 10 to 1.2529.
- Page 133 —Change weight of 30 " x $1\frac{3}{4}$ " to 178.50.
- Page 140 —Circumference for $91\frac{5}{8}$ " should read 31.220.
- Page 143 — **Table of Standard Gauges**—See Revised Table, page 18 of this Supplement.
- Pages 146, 147 —The halves of table shown on pages 146 and 147 to be reversed.

SQUARES

$\frac{3}{16}$ " to 2", inclusive, advancing by $\frac{1}{64}$ "
 $2\frac{1}{16}$ " to $3\frac{1}{16}$ ", inclusive, advancing by $\frac{1}{16}$ "
 $3\frac{1}{8}$ " to $5\frac{1}{2}$ ", inclusive, advancing by $\frac{1}{8}$ "

ROUND CORNERED SQUARES

$\frac{1}{4}$ " to $\frac{3}{4}$ ", inclusive, advancing by $\frac{1}{8}$ "

ROUNDS

$\frac{7}{32}$ " to $1\frac{3}{4}$ ", inclusive, advancing by $\frac{1}{64}$ "
 $1\frac{1}{8}$ " to $6\frac{1}{8}$ ", inclusive, advancing by $\frac{1}{16}$ "
 $6\frac{1}{4}$ " to 7", inclusive, advancing by $\frac{1}{8}$ "

HALF ROUNDS

$\frac{5}{16}$ " to 1", inclusive, advancing by $\frac{1}{64}$ "
 $1\frac{1}{8}$ ", $1\frac{1}{4}$ ", $1\frac{3}{8}$ ", $1\frac{1}{2}$ ", $1\frac{3}{4}$ ", 2", $2\frac{1}{2}$ ", 3"

SQUARE EDGE FLATS

$\frac{1}{4}$ " to $3\frac{1}{4}$ ", inclusive, wide, by any thickness, $\frac{1}{8}$ " up to width.

Over $3\frac{1}{4}$ " to 5", inclusive, wide, by any thickness, $\frac{1}{4}$ " up to 3", inclusive.

Over 5" to 6", inclusive, wide, by any thickness, $\frac{1}{4}$ " up to 2", inclusive.

Sizes not shown in above list will be considered.

NUT STEEL

All sizes of Nut Steel within the range of Square Edge Flats can be furnished.

ROUND EDGE FLATS FACE MEASUREMENTS

$\frac{3}{8}$ "	and	$\frac{7}{16}$ "	wide, by No. 12 to	$\frac{1}{4}$ "
$\frac{1}{2}$ "	to	$\frac{11}{16}$ "	wide, by No. 12 to	$\frac{5}{16}$ "
$\frac{3}{4}$ "	and	$\frac{13}{16}$ "	wide, by No. 12 to	$\frac{1}{2}$ "
$\frac{7}{8}$ "	to	1 "	wide, by No. 12 to	$\frac{3}{4}$ "
$1\frac{1}{16}$ "	to	$1\frac{1}{2}$ "	wide, by	$\frac{1}{8}$ " to $\frac{3}{4}$ "
$1\frac{9}{16}$ "	to	3 "	wide, by	$\frac{1}{8}$ " to 1 "
$3\frac{1}{16}$ "	to	$3\frac{1}{2}$ "	wide, by	$\frac{3}{16}$ " to $1\frac{1}{4}$ "
$3\frac{9}{16}$ "	to	4 "	wide, by	$\frac{1}{4}$ " to $1\frac{1}{4}$ "
$4\frac{1}{16}$ "	to	6 "	wide, by	$\frac{5}{16}$ " to 1 "

The widths given above are face measurements.

The over-all measurements of the above sizes are determined by adding to face measurements:

One-half of the thickness, for all sizes $\frac{1}{8}$ " to $\frac{1}{2}$ ", inclusive, in thickness.

$\frac{5}{16}$ " for all sizes over $\frac{1}{2}$ " to $\frac{3}{4}$ ", inclusive, in thickness.

$\frac{3}{8}$ " for all sizes over $\frac{3}{4}$ " in thickness.

Sizes not shown in above list will be considered.

ROUND EDGE SPRING STEEL FLATS OVER-ALL MEASUREMENTS

$\frac{3}{4}$ "	wide, by	$\frac{1}{8}$ " to	$\frac{1}{2}$ "	
$\frac{7}{8}$ "	wide, by	$\frac{1}{8}$ " to	$\frac{3}{4}$ "	
1 "	to	$1\frac{1}{2}$ "	wide, by	$\frac{1}{8}$ " to $\frac{3}{4}$ "
$1\frac{9}{16}$ "	to	5 "	wide, by	$\frac{1}{4}$ " to 1 "
$5\frac{1}{16}$ "	to	6 "	wide, by	$\frac{1}{4}$ " to $\frac{1}{2}$ "

ROUND EDGE CONCAVE OR VEHICLE SPRING STEEL

OVER-ALL MEASUREMENTS

1 "	and	$1\frac{1}{8}$ "	wide, by No. 6 to No. 1
$1\frac{1}{4}$ "	to	$2\frac{1}{4}$ "	wide, by No. 6 to No. 0
$2\frac{1}{2}$ "	to	$3\frac{1}{2}$ "	wide, by No. 3 to $\frac{3}{8}$ "

Sizes not shown in above list will be considered.

ROUND EDGE BABY BUGGY SPRING STEEL OVER-ALL MEASUREMENTS

$\frac{1}{2}$ "	and	$\frac{9}{16}$ "	wide, by No. 13 to	$\frac{3}{8}$ "
$\frac{5}{8}$ "	to	$1\frac{1}{16}$ "	wide, by No. 13 to	$\frac{1}{4}$ "

Sizes not shown in above list will be considered.

HOOPS AND BANDS

Minimum Width, Inches	Thickness, Inches	Maximum Width, Inches	Recogging, Minimum Width
3/8	3/16	9 5/8
3/8	1/4	9 5/8
3/8	5/16	9 5/8
3/8	3/8	9 5/8
3/8	9/16	9 5/8
3/8	1/2	8 5/8
3/8	7/8	8 5/8
3/8	1	8 5/8
3/8	3/2	8 5/8
3/8	5/4	7
3/8	1 1/8	6
3/8	3/4	4 1/2
3/8	1/2	3

Minimum Width, Inches	Thickness, B. W. Gauge	Maximum Width, Inches	Recogging, Minimum Width
3/8	1	6 1/4
3/8	2	6 1/4
3/8	3	6 1/4
3/8	4	9 5/8
3/8	5	9 5/8
3/8	6	9 5/8
3/8	7	9 5/8
3/8	8	9 5/8
3/8	9	9 5/8
3/8	10	9 5/8
3/8	11	8 5/8
3/8	12	8 5/8
3/8	13	8 5/8
3/8	14	8 5/8
3/8	15	6 3/4
3/8	16	6
3/8	17	5
3/8	18	4 1/2
7/16	19	4 1/2
1/2	20	4	3/8"
1/2	21	3	3/8"
1/2	22	2 3/4	3/8"
1/2	23	2 1/4	3/8"
5/8	24	1	1/2"

ABOVE REPLACES TABLES OF HOOPS AND BANDS, APPEARING IN SHAPE BOOK, 1903, PAGES 105 AND 106.

HOOPS AND BANDS

RECTANGULAR AND CIRCULAR PLATES

EXTREME SIZES ROLLED BY CARNEGIE STEEL COMPANY

SHEARED PLATES, ONE-FOURTH INCH AND OVER

Thickness, Inches	Wt. Per Sq. Ft. Pounds	Widths and Lengths in Inches										Diam. of Head
		132	126	120	114	108	102	96	90	84	78	
1/4	10.20					150	200	210	250	280	300	110
3/8	12.75			180	200	230	260	275	300	325	380	120
1/2	15.30		200	220	250	265	310	350	400	440	460	126
5/8	17.85	190	200	240	265	290	350	380	440	465	475	132
3/4	20.40	220	230	260	280	300	360	400	450	475	500	132
7/8	22.95	220	230	260	290	300	380	400	450	475	500	132
1	25.50	220	230	270	300	320	360	380	420	440	480	134
1 1/8	28.05	220	230	270	300	320	350	380	420	440	480	134
1 1/4	30.60	220	230	270	290	320	350	380	420	440	480	134
1 1/2	33.15	220	230	270	290	320	350	380	420	440	480	134
1 3/4	35.70	220	230	260	280	320	350	380	420	440	480	134
2	40.80	220	230	250	270	300	320	350	380	400	430	134
2 1/8	45.90	200	220	230	250	280	300	320	350	370	405	132
2 1/4	51.00	190	200	210	230	255	275	295	325	340	360	132
2 3/8	61.20	180	190	200	210	240	250	275	300	315	340	132
2 1/2	71.40	175	180	190	200	225	240	260	285	300	320	132
2 3/4	81.60	165	170	180	190	210	230	245	270	280	300	130
3	91.80	132	145	150	160	170	190	200	230	240	260	130
		72	66	60	54	50	48	42	36	30	24	
1/4	10.20	350	350	380	400	400	430	400	400	380	380	110
3/8	12.75	380	400	450	460	460	500	450	450	400	400	120
1/2	15.30	490	500	540	540	540	540	500	500	480	480	126
5/8	17.85	520	560	560	560	560	560	550	550	530	530	132
3/4	20.40	525	560	560	560	560	560	550	550	530	530	132
7/8	22.95	525	560	560	560	560	560	550	550	530	530	132
1	25.50	520	560	560	560	560	560	560	560	530	500	134
1 1/8	28.05	500	530	540	540	560	560	560	540	530	500	134
1 1/4	30.60	490	500	540	540	560	560	560	540	530	500	134
1 1/2	33.15	480	500	520	540	540	540	560	540	520	480	134
1 3/4	35.70	480	500	520	520	520	530	530	530	500	480	134
2	40.80	460	480	500	520	520	520	500	480	470	460	134
2 1/8	45.90	430	450	470	480	480	500	480	480	470	450	132
2 1/4	51.00	380	400	420	430	430	450	460	460	450	440	132
2 3/8	61.20	360	380	400	420	430	440	440	420	420	420	132
2 1/2	71.40	340	360	380	400	420	430	400	380	380	360	132
2 3/4	81.60	320	340	360	380	400	400	360	350	350	320	130
3	91.80	280	300	320	340	350	330	300	300	250	200	130

Plates 48" wide and under can also be rolled on Universal Mills. For greater length and Universal Mill sizes, see Universal Mill plate table.

Plates of greater dimensions than shown in above tables may be submitted for special consideration.

ABOVE REPLACES TABLES IN SHAPE BOOK, 1903, PAGES 108 AND 109.

**RECTANGULAR AND CIRCULAR PLATES
EXTREME SIZES ROLLED BY CARNEGIE STEEL
COMPANY**

SHEARED PLATES, THREE-SIXTEENTHS INCH AND UNDER

Gauge, Inches, B. W. G.	Wt. Per Sq. Ft., Pounds	Widths and Lengths in Inches									Diam. of Head
		74	72	70	68	66	64	62	60	58	
$\frac{3}{16}$	7.65	200	220	240	250	270	290	310	320	330	77
No. 8	6.73		200	210	210	220	240	250	260	270	74
No. 9	6.04			160	170	180	200	200	220	230	70
No. 10	5.47				140	160	170	170	190	200	68
$\frac{1}{8}$	5.10					140	150	150	160	170	66
No. 11	4.89					140	150	150	160	170	66
No. 12	4.45					120	130	130	140	150	64
		56	54	52	50	48	42	36	30	24	
$\frac{3}{16}$	7.65	340	350	360	370	360	360	360	360	360	77
No. 8	6.73	270	280	280	290	290	290	290	290	290	74
No. 9	6.04	230	240	240	250	250	250	250	250	250	70
No. 10	5.47	220	220	230	230	230	230	230	230	230	68
$\frac{1}{8}$	5.10	180	190	190	195	195	200	200	200	200	66
No. 11	4.89	180	190	190	195	195	200	200	200	200	66
No. 12	4.45	160	160	170	176	180	180	180	180	180	64

**RECTANGULAR UNIVERSAL PLATES
EXTREME SIZES ROLLED BY CARNEGIE STEEL
COMPANY**

UNIVERSAL MILL PLATES, ONE-FOURTH INCH AND OVER

Thickness, Inches	Wt. Per Sq. Ft., Pounds	Widths and Lengths in Inches										
		48-46	45-41	40-36	35-31	30-26	25-20	19-17	16-15	14-12	11	10-7
$\frac{1}{4}$	10.20						780	780	780	780	540	540
$\frac{5}{16}$	12.75	600	600	600	660	720	840	840	840	840	600	600
$\frac{3}{8}$	15.30	840	840	960	1140	1140	1140	1080	1080	1080	900	840
$\frac{7}{16}$	17.85	960	960	960	1140	1140	1200	1080	1080	1080	900	840
$\frac{1}{2}$	20.40	960	960	1080	1200	1200	1200	1080	1080	1080	1020	840
$\frac{5}{8}$	22.95	960	960	1080	1200	1200	1200	1080	1080	1080	1020	840
$\frac{3}{4}$	25.50	960	960	1020	1200	1200	1200	1020	1080	1080	1020	840
$\frac{7}{8}$	30.60	840	840	960	1080	1080	1080	1020	1020	1020	900	840
1	35.70	780	840	840	960	960	960	960	960	960	900	840
1 $\frac{1}{8}$	40.80	720	720	720	840	840	840	900	960	960	900	840
1 $\frac{1}{4}$	45.90	600	600	660	708	720	780	780	900	900	840	840
1 $\frac{3}{8}$	51.00	540	540	600	660	660	660	720	840	840	840	840
1 $\frac{1}{2}$	56.10	480	528	540	600	600	600	660	780	840	840	840
1 $\frac{3}{4}$	61.20	480	504	528	540	540	540	600	720	780	840	840
1 $\frac{5}{8}$	66.30	480	480	480	480	480	480	540	660	720	840	840
1 $\frac{7}{8}$	71.40	420	420	432	420	420	420	480	600	660		
1 $\frac{7}{8}$	76.50	420	420	432	420	420	420	480	540	600		
2	81.60	420	420	420	408	408	408	420	480	540		

Plates of greater dimensions than shown in above tables may be submitted for special consideration.

**ABOVE REPLACES TABLES IN SHAPE BOOK, 1903
PAGES 108 AND 109.**

STANDARD GAUGES
REPLACES TABLE IN SHAPE BOOK, 1903, PAGE 143

THICKNESS IN DECIMALS OF AN INCH.

No. of Gauge	Birmingham Wire Gauge (B. W. G.) also known as Stubbs (Wire) Gauge	United States Standard Sheet and Plate Gauge	Standard Birmingham Sheet and Hoop Gauge (B. G.)	American Steel & Wire Co S. Gauge, Formerly Washburn & Moen Gauge	British Standard Wire Gauge (S. W. G.)	Browne & Sharpe's Gauge American (Wire) Gauge	No. of Gauge
7 ^o5004900	.500	7 ^o
6 ^o468754615	.464	.580000	6 ^o
5 ^o43754305	.432	.516500	5 ^o
4 ^o	.454	.406253938	.400	.460000	4 ^o
3 ^o	.425	.375	.5000	.3625	.372	.409642	3 ^o
2 ^o	.380	.34375	.4452	.3310	.348	.364796	2 ^o
0	.340	.3125	.3964	.3065	.324	.324861	0
1	.300	.28125	.3532	.2830	.300	.289297	1
2	.284	.265625	.3147	.2625	.276	.257627	2
3	.259	.25	.2804	.2437	.252	.229423	3
4	.238	.234375	.2500	.2253	.232	.204307	4
5	.220	.21875	.2225	.2070	.212	.181940	5
6	.203	.203125	.1981	.1920	.192	.162023	6
7	.180	.1875	.1764	.1770	.176	.144285	7
8	.165	.171875	.1570	.1620	.160	.128490	8
9	.148	.15625	.1398	.1483	.144	.114423	9
10	.134	.140625	.1250	.1350	.128	.101897	10
11	.120	.125	.1113	.1205	.116	.090742	11
12	.109	.109375	.0991	.1055	.104	.080808	12
13	.095	.09375	.0882	.0915	.092	.071962	13
14	.083	.078125	.0785	.0800	.080	.064084	14
15	.072	.0703125	.0699	.0720	.072	.057068	15
16	.065	.0625	.0625	.0625	.064	.050821	16
17	.058	.05625	.0556	.0540	.056	.045257	17
18	.049	.05	.0495	.0475	.048	.040303	18
19	.042	.04375	.0440	.0410	.040	.035390	19
20	.035	.0375	.0392	.0348	.036	.031961	20
21	.032	.034375	.0349	.03175	.032	.028462	21
22	.028	.03125	.03125	.0286	.028	.025346	22
23	.025	.028125	.02782	.0258	.024	.022572	23
24	.022	.025	.02476	.0230	.022	.020101	24
25	.020	.021875	.02204	.0204	.020	.017900	25
26	.018	.01875	.01961	.0181	.018	.015941	26
27	.016	.0171875	.01745	.0173	.0164	.014195	27
28	.014	.015625	.015625	.0162	.0148	.012641	28
29	.013	.0140625	.0139	.0150	.0136	.011257	29
30	.012	.0125	.0123	.0140	.0124	.010025	30
31	.010	.0109375	.0110	.0132	.0116	.008928	31
32	.009	.01015625	.0098	.0128	.0108	.007950	32
33	.008	.009375	.0087	.0118	.0100	.007080	33
34	.007	.00859375	.0077	.0104	.0092	.006305	34
35	.005	.0078125	.0069	.0095	.0084	.005615	35
36	.004	.00703125	.0061	.0090	.0076	.005000	36
37006640625	.0054	.0085	.0068	.004453	37
3800625	.0048	.0080	.0060	.003965	38
390075	.0052	.003531	39
400070	.0048	.003144	40

THIRD RAIL FROG FILLETS
FROG FILLETS



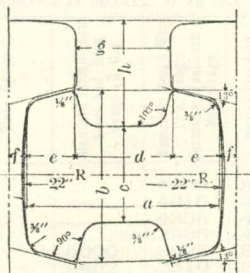
PART II.

New sections for which rolls have been prepared.

Tables showing weights of Hexagons, Round Edge Flats, Ovals and Half Ovals.

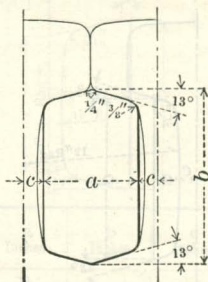
Weight	Hexagons	Round Edge Flats	Ovals	Half Ovals
100	11.2	11.2	11.2	11.2
110	12.3	12.3	12.3	12.3
120	13.4	13.4	13.4	13.4
130	14.5	14.5	14.5	14.5
140	15.6	15.6	15.6	15.6
150	16.7	16.7	16.7	16.7
160	17.8	17.8	17.8	17.8
170	18.9	18.9	18.9	18.9
180	20.0	20.0	20.0	20.0
190	21.1	21.1	21.1	21.1
200	22.2	22.2	22.2	22.2
210	23.3	23.3	23.3	23.3
220	24.4	24.4	24.4	24.4
230	25.5	25.5	25.5	25.5
240	26.6	26.6	26.6	26.6
250	27.7	27.7	27.7	27.7
260	28.8	28.8	28.8	28.8
270	29.9	29.9	29.9	29.9
280	31.0	31.0	31.0	31.0
290	32.1	32.1	32.1	32.1
300	33.2	33.2	33.2	33.2
310	34.3	34.3	34.3	34.3
320	35.4	35.4	35.4	35.4
330	36.5	36.5	36.5	36.5
340	37.6	37.6	37.6	37.6
350	38.7	38.7	38.7	38.7
360	39.8	39.8	39.8	39.8
370	40.9	40.9	40.9	40.9
380	42.0	42.0	42.0	42.0
390	43.1	43.1	43.1	43.1
400	44.2	44.2	44.2	44.2
410	45.3	45.3	45.3	45.3
420	46.4	46.4	46.4	46.4
430	47.5	47.5	47.5	47.5
440	48.6	48.6	48.6	48.6
450	49.7	49.7	49.7	49.7
460	50.8	50.8	50.8	50.8
470	51.9	51.9	51.9	51.9
480	53.0	53.0	53.0	53.0
490	54.1	54.1	54.1	54.1
500	55.2	55.2	55.2	55.2
510	56.3	56.3	56.3	56.3
520	57.4	57.4	57.4	57.4
530	58.5	58.5	58.5	58.5
540	59.6	59.6	59.6	59.6
550	60.7	60.7	60.7	60.7
560	61.8	61.8	61.8	61.8
570	62.9	62.9	62.9	62.9
580	64.0	64.0	64.0	64.0
590	65.1	65.1	65.1	65.1
600	66.2	66.2	66.2	66.2
610	67.3	67.3	67.3	67.3
620	68.4	68.4	68.4	68.4
630	69.5	69.5	69.5	69.5
640	70.6	70.6	70.6	70.6
650	71.7	71.7	71.7	71.7
660	72.8	72.8	72.8	72.8
670	73.9	73.9	73.9	73.9
680	75.0	75.0	75.0	75.0
690	76.1	76.1	76.1	76.1
700	77.2	77.2	77.2	77.2
710	78.3	78.3	78.3	78.3
720	79.4	79.4	79.4	79.4
730	80.5	80.5	80.5	80.5
740	81.6	81.6	81.6	81.6
750	82.7	82.7	82.7	82.7
760	83.8	83.8	83.8	83.8
770	84.9	84.9	84.9	84.9
780	86.0	86.0	86.0	86.0
790	87.1	87.1	87.1	87.1
800	88.2	88.2	88.2	88.2
810	89.3	89.3	89.3	89.3
820	90.4	90.4	90.4	90.4
830	91.5	91.5	91.5	91.5
840	92.6	92.6	92.6	92.6
850	93.7	93.7	93.7	93.7
860	94.8	94.8	94.8	94.8
870	95.9	95.9	95.9	95.9
880	97.0	97.0	97.0	97.0
890	98.1	98.1	98.1	98.1
900	99.2	99.2	99.2	99.2
910	100.3	100.3	100.3	100.3
920	101.4	101.4	101.4	101.4
930	102.5	102.5	102.5	102.5
940	103.6	103.6	103.6	103.6
950	104.7	104.7	104.7	104.7
960	105.8	105.8	105.8	105.8
970	106.9	106.9	106.9	106.9
980	108.0	108.0	108.0	108.0
990	109.1	109.1	109.1	109.1
1000	110.2	110.2	110.2	110.2

FROG FILLERS

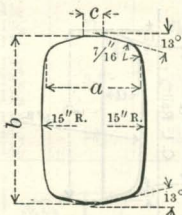


Section Index	Filler Section	Weight per Foot, Pounds	DIMENSIONS IN INCHES								Rail Section A.S.C.E.
			a	b	c	d	e	f	g	h	
M 201	F 10001c	39.15	4 1/32	3 3/32	2 1/8	2 1/16	5/8	5/8	2	2 23/32	100
M 202	F 10001b	38.24	3 3/32	3 3/32	2 1/8	1 11/16	5/8	5/8	1 7/8	2 23/32	100
M 203	F 10001a	37.34	3 3/32	3 3/32	2 1/8	1 11/16	5/8	5/8	1 3/4	2 23/32	100
M 204	F 9001c	34.46	3 3/32	3 1/32	1 7/8	2 1/16	5/8	5/8	2	2 11/16	90
M 205	F 9001b	33.67	3 3/32	3 3/32	1 7/8	1 11/16	5/8	5/8	1 7/8	2 11/16	90
M 206	F 9001a	32.80	3 1/32	3 3/32	1 7/8	1 11/16	5/8	5/8	1 3/4	2 11/16	90
M 207	F 8501c	33.00	3 3/32	3 1/4	1 1/2	2 1/16	5/8	5/8	2	2 1/2	85
M 208	F 8501b	32.23	3 3/32	3 1/4	1 1/2	1 11/16	5/8	5/8	1 7/8	2 1/2	85
M 209	F 8501a	31.48	3 1/32	3 1/4	1 1/2	1 11/16	5/8	5/8	1 3/4	2 1/2	85
M 210	F 8001c	31.35	3 3/32	3 3/4	1 3/8	2 1/16	5/8	5/8	2	1 5/4	80
M 211	F 8001b	30.57	3 3/32	3 3/4	1 3/8	1 11/16	5/8	5/8	1 7/8	1 5/4	80
M 212	F 8001a	29.80	3 1/32	3 3/4	1 3/8	1 11/16	5/8	5/8	1 3/4	1 5/4	80
M 213	F 7501c	30.32	3 3/32	3 1/8	1 1/2	2 1/16	5/8	5/8	2	1 3/4	75
M 214	F 7501b	29.57	3 3/32	3 1/8	1 1/2	1 11/16	5/8	5/8	1 7/8	1 3/4	75
M 215	F 7501a	28.80	3 1/32	3 1/8	1 1/2	1 11/16	5/8	5/8	1 3/4	1 3/4	75
M 216	F 7001c	29.29	3 3/32	2 3/4	1 5/8	2 1/16	5/8	5/8	2	1 3/4	70
M 217	F 7001b	28.60	3 3/32	2 3/4	1 5/8	1 11/16	5/8	5/8	1 7/8	1 3/4	70
M 218	F 7001a	27.89	3 1/32	2 3/4	1 5/8	1 11/16	5/8	5/8	1 3/4	1 3/4	70
M 219	F 6501c	29.12	3 1/8	2 7/8	1 3/4	2 1/16	7/8	5/8	2	1 1/2	65
M 220	F 6501b	28.48	3 1/8	2 7/8	1 3/4	1 11/16	7/8	5/8	1 7/8	1 1/2	65
M 221	F 6501a	27.81	3 1/8	2 7/8	1 3/4	1 11/16	7/8	5/8	1 3/4	1 1/2	65
M 222	F 6001c	27.68	3 1/8	2 3/4	1 5/8	2 1/16	7/8	5/8	2	1 5/8	60
M 223	F 6001b	27.06	3 1/8	2 3/4	1 5/8	1 11/16	7/8	5/8	1 7/8	1 5/8	60
M 224	F 6001a	26.45	3 1/8	2 3/4	1 5/8	1 11/16	7/8	5/8	1 3/4	1 5/8	60

THIRD RAIL FROG FILLERS

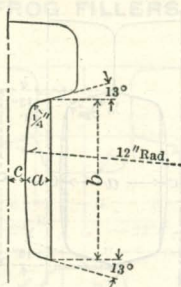


Section Index	Weight per Foot, Pounds	a Inches	b Inches	C Inches	Rail Section A. S. C. E.
M 1417	23.16	2 1/32	3 3/16	3 3/8	100 A
M 1416	20.17	1 7/8	3 3/16	3 3/8	90 A
M 1415	19.42	1 7/8	3 1/4	3 1/2	85 A
M 1414	17.93	1 1/2	3 3/8	3 1/2	80 A
M 1413	17.25	1 1/8	3 1/8	3 1/4	75 A
M 1411	16.84	1 1/8	2 5/8	3 1/4	70 A
M 1412	14.21	1 1/8	2 1/4	3 1/8	70 H
M 1410	16.11	1 1/8	2 7/8	3 1/8	65 A

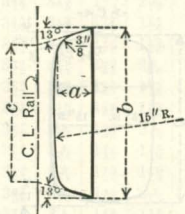


Section Index	Weight per Foot, Pounds	a Inches	b Inches	C Inches	Rail Section A. S. C. E.
M 1418	20.00	1 5/8	3 3/4	3 7/8	100 A
M 1419	16.65	1 1/2	3 5/8	3 3/4	90 A
M 1420	15.85	1 1/2	3 3/8	3 3/4	85 A
M 1421	15.15	1 1/2	3 1/8	3 3/4	80 A
M 1422	14.76	1 1/2	2 3/4	3 1/4	75 A
M 1423	14.40	1 1/2	2 5/8	3 1/4	70 A
M 1424	13.60	1 1/2	2 3/4	3 1/4	65 A
M 1425	13.00	1 1/2	2 1/4	3 1/4	60 A

REINFORCING BARS

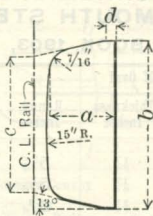


Section Index	Weight per Foot, Pounds	a Inches	b Inches	c Inches	Rail Section A. S. C. E.
M 1386	4.02	$\frac{25}{64}$	$3\frac{3}{64}$	$\frac{9}{32}$	100 A
M 1385	3.71	$\frac{25}{64}$	$3\frac{1}{4}$	$\frac{9}{32}$	90 A
M 1384	3.65	$\frac{25}{64}$	$3\frac{3}{64}$	$\frac{9}{32}$	85 A
M 1383	3.47	$\frac{25}{64}$	$2\frac{3}{32}$	$\frac{35}{128}$	80 A
M 1388	3.55	$\frac{25}{64}$	$2\frac{3}{64}$	$\frac{17}{64}$	75 A
M 1382	3.35	$\frac{25}{64}$	$2\frac{3}{4}$	$\frac{33}{128}$	70 A
M 1389	3.25	$\frac{25}{64}$	$2\frac{3}{16}$	$\frac{17}{64}$	65 A, 85 H
M 1392	3.00	$\frac{25}{64}$	$2\frac{9}{16}$	$\frac{31}{128}$	60 A

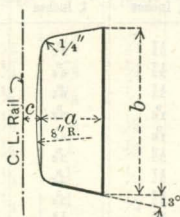


Section Index	Weight per Foot, Pounds	a Inches	b Inches	c Inches	Rail Section A. S. C. E.
M 1461	8.78	$\frac{3}{4}$ "	$3\frac{3}{8}$ "	$3\frac{5}{64}$ "	100 A
M 1462	8.29	$\frac{3}{4}$ "	$3\frac{1}{4}$ "	$2\frac{5}{8}$ "	90 A
M 1463	7.88	$\frac{3}{4}$ "	$3\frac{15}{64}$ "	$2\frac{3}{4}$ "	85 A
M 1464	7.56	$\frac{3}{4}$ "	$3\frac{7}{64}$ "	$2\frac{5}{8}$ "	80 A
M 1465	7.38	$\frac{3}{4}$ "	$3\frac{1}{32}$ "	$2\frac{3}{8}$ "	75 A
M 1466	7.18	$\frac{3}{4}$ "	$2\frac{1}{4}$ "	$2\frac{1}{32}$ "	70 A
M 1467	6.72	$\frac{3}{4}$ "	$2\frac{3}{8}$ "	$2\frac{3}{8}$ "	65 A
M 1468	6.48	$\frac{3}{4}$ "	$2\frac{3}{4}$ "	$2\frac{1}{4}$ "	60 A

REINFORCING BARS—CONTINUED



Section Index	Weight per Foot, Pounds	a Inches	b Inches	c Inches	d Inches	Rail Section A. S. C. E.
M 1453	15.30	1 1/4	3 3/4	3 5/4	1/8	100 A
	16.84	1 3/8			3/4	
	18.51	1 1/2			5/8	
M 1454	14.26	1 1/4	3 1/2	2 3/4	1/8	90 A
	15.79	1 3/8			3/4	
	17.34	1 1/2			5/8	
M 1455	13.79	1 1/4	3 3/4	2 3/4	1/4	85 A
	15.26	1 3/8			3/4	
	16.79	1 1/2			5/8	
M 1456	13.24	1 1/4	3 1/4	2 5/8	1/8	80 A
	14.67	1 3/8			3/4	
	16.12	1 1/2			5/8	
M 1457	12.83	1 1/4	3 1/4	2 3/4	1/6	75 A
	14.23	1 3/8			3/4	
	15.63	1 1/2			5/8	
M 1458	12.49	1 1/4	3 3/8	2 1/2	1/8	70 A
	13.86	1 3/8			3/4	
	15.22	1 1/2			5/8	
M 1459	12.08	1 1/4	3 1/2	2 3/8	1/8	65 A
	13.41	1 3/8			3/4	
	14.73	1 1/2			5/8	
M 1460	11.61	1 1/4	2 3/4	2 1/4	1/8	60 A
	12.88	1 3/8			3/4	
	14.15	1 1/2			5/8	



Section Index	Weight per Foot, Pounds	a Inches	b Inches	c Inches	Rail Section
M 1387	9.56	1 1/8	2 3/8	1 7/8	70 H, 60 H

REINFORCING BARS—CONTINUED

BIT MOUTH STEEL

SEE SHAPE BOOK, 1903, PAGE 101

Section Index	Round	Hollow Half Oval		Length		
	Diameter, Inches	Width, Inches	Thickness, Inches	Round, Inches	Hollow Half Oval, Inches	Total, Inches
M 1034	$\frac{7}{16}$	$\frac{3}{4}$	$\frac{1}{4}$	$5\frac{3}{4}$	$1\frac{3}{8} + 1\frac{3}{8}$	$9\frac{3}{8}$
M 1035	$\frac{7}{16}$	$\frac{3}{4}$	$\frac{1}{4}$	$5\frac{7}{8}$	$1\frac{3}{4} + 1\frac{3}{4}$	$9\frac{3}{8}$
M 1036	$\frac{7}{16}$	$\frac{3}{4}$	$\frac{1}{4}$	$6\frac{1}{8}$	$1\frac{3}{8} + 1\frac{3}{8}$	$9\frac{3}{8}$

CONCORD HAME STRAP

SEE SHAPE BOOK, 1903, PAGE 97

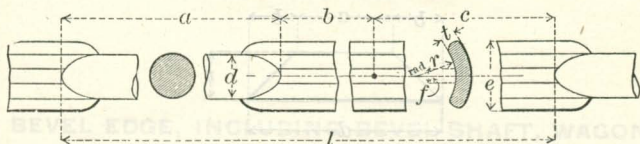
Section Index	Flat		Half Oval		Lengths		
	Width g, Inches	Thickness, e, Inches	Width, f, Inches	Thickness, d, Inches	Flat, c, Inches	Half Oval, b, Inches	Total, a, Inches
M 1021a	$\frac{3}{4}$	$\frac{1}{4}$	$\frac{3}{4}$	$\frac{9}{32}$	16	$12\frac{3}{4}$	$28\frac{3}{4}$
M 1022a	$\frac{3}{4}$	$\frac{1}{4}$	$\frac{3}{4}$	$\frac{9}{32}$	$16\frac{3}{4}$	$13\frac{1}{8}$	$29\frac{7}{8}$
M 1024a	$\frac{3}{4}$	$\frac{1}{4}$	$\frac{3}{4}$	$\frac{9}{32}$	$17\frac{5}{8}$	14	$31\frac{5}{8}$
M 1033	$\frac{7}{8}$	$\frac{3}{16}$	$\frac{15}{16}$	$\frac{3}{16}$	$17\frac{1}{2}$	14	$31\frac{1}{2}$
M 1025a	$\frac{7}{8}$	$\frac{1}{4}$	$\frac{7}{8}$	$\frac{9}{32}$	$17\frac{7}{8}$	$14\frac{1}{2}$	$32\frac{1}{8}$
M 1026a	1	$\frac{1}{4}$	1	$\frac{9}{32}$	19	15	34

HALF OVAL CLIP

SEE SHAPE BOOK, 1903, PAGE 99

Section Index	Round	Half Oval		Length	
	Diameter, d, Inches	Width, e, Inches	Thickness, t, Inches	Round, a, Inches	Half Oval, b and c, Inches
M 1161	$\frac{5}{16}$	$\frac{1}{2}$	$\frac{5}{32}$	$3\frac{1}{16}$	$3\frac{3}{16} + 3\frac{3}{16}$
M 1133	$\frac{5}{16}$	$\frac{1}{2}$	$\frac{9}{64}$	$3\frac{3}{8}$	3 + $6\frac{1}{4}$
M 1148	$\frac{1}{8}$	$\frac{3}{4}$	$\frac{9}{64}$	$3\frac{1}{4}$	3 + $6\frac{1}{4}$
M 1131	$\frac{3}{8}$	$\frac{9}{16}$	$\frac{5}{32}$	$3\frac{3}{8}$	3 + $6\frac{1}{16}$
M 1129	$\frac{1}{2}$	$\frac{9}{16}$	$\frac{9}{64}$	3	$4\frac{13}{16} + 4\frac{13}{16}$
M 1149	$\frac{1}{2}$	$\frac{1}{2}$	$\frac{5}{32}$	$3\frac{1}{2}$	$3\frac{1}{2} + 8\frac{3}{8}$
M 1150	$\frac{5}{16}$	$\frac{1}{2}$	$\frac{5}{32}$	$3\frac{1}{16}$	$3\frac{3}{16} + 3\frac{3}{16}$
M 1151	$\frac{5}{16}$	$\frac{1}{2}$	$\frac{5}{32}$	$4\frac{1}{16}$	$8\frac{1}{16} + 4\frac{1}{16}$
M 1156	$\frac{1}{8}$	$\frac{3}{4}$	$\frac{1}{4}$	$4\frac{3}{8}$	$4\frac{3}{4} + 10\frac{3}{8}$
M 1157	$\frac{1}{2}$	$\frac{5}{4}$	$\frac{15}{64}$	$4\frac{3}{8}$	$4\frac{3}{4} + 10\frac{3}{8}$
M 1158	$\frac{5}{8}$	$1\frac{1}{32}$	$\frac{17}{64}$	5	$4\frac{1}{2} + 10$

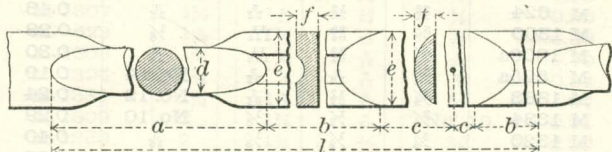
SPECIAL HALF OVAL CLIP



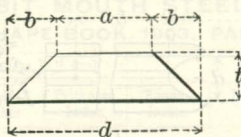
Section Index	Round	Concave-Convex				Length		
	Diameter d, Inches	Width e, Inches	Thickness t, Inches	Radius r, Inches	Flat f, Inches	Round a, Inches	Concave-Convex b + c, Inches	Total l, Inches
M1159	$\frac{1\ 9}{3\ 2}$	1	$\frac{3}{1\ 6}$	$\frac{4\ 3}{6\ 4}$	$\frac{1}{4}$	5	5 + 10	20
M1160	$\frac{1\ 5}{3\ 2}$	1	$\frac{5}{3\ 2}$	$\frac{7}{1\ 6}$	$\frac{5}{3\ 2}$	$4\ \frac{11}{3\ 2}$	$4\ \frac{7}{16} + 8\ \frac{7}{16}$	$17\ \frac{7}{32}$
M1160a	$\frac{1\ 5}{3\ 2}$	$\frac{3}{4}$	$\frac{5}{3\ 2}$	$\frac{7}{1\ 6}$	$\frac{1\ 1}{6\ 4}$	$4\ \frac{11}{3\ 2}$	5 + $10\ \frac{1}{4}$	$19\ \frac{9}{32}$

BOX STRAP

REPLACES TABLE IN SHAPE BOOK, 1903, PAGE 100.



Section Index	Round	Grooved Flat		Half Oval		Length			
	Diameter d, Inches	Width e, Inches	Thickness f, Inches	Width e, Inches	Thickness f, Inches	Round a, Inches	Grooved Flat b, Inches	Half Oval c, Inches	Total l, Inches
M 1200	$\frac{1}{2}$	$\frac{1\ 3}{8}$	$\frac{7}{3\ 2}$	$\frac{1\ 3}{16}$	$\frac{7}{3\ 2}$	$7\ \frac{1}{16}$	$2\ \frac{5}{16}$	$7\ \frac{3}{8}$	28
M 1201	$\frac{9}{16}$	$\frac{7}{8}$	$\frac{1}{4}$	$\frac{7}{8}$	$\frac{1}{4}$	$7\ \frac{7}{8}$	$3\ \frac{1}{16}$	$7\ \frac{3}{4}$	$29\ \frac{1}{2}$
M 1202	$\frac{9}{16}$	$\frac{7}{8}$	$\frac{1}{4}$	$\frac{7}{8}$	$\frac{1}{4}$	$7\ \frac{3}{8}$	$2\ \frac{3}{8}$	$9\ \frac{7}{8}$	$31\ \frac{7}{8}$
M 1203	$\frac{9}{16}$	$\frac{7}{8}$	$\frac{1}{4}$	$\frac{7}{8}$	$\frac{1}{4}$	$6\ \frac{13}{16}$	$2\ \frac{5}{16}$	$8\ \frac{9}{32}$	28
M 1204	$\frac{5}{8}$	1	$\frac{1}{4}$	1	$\frac{1}{4}$	$7\ \frac{5}{32}$	2	$8\ \frac{27}{64}$	28
M 1205	$\frac{5}{8}$	1	$\frac{1}{4}$	1	$\frac{1}{4}$	$6\ \frac{17}{16}$	$2\ \frac{1}{8}$	$10\ \frac{11}{32}$	$31\ \frac{7}{8}$
M 1206	$\frac{5}{8}$	1	$\frac{1}{4}$	1	$\frac{1}{4}$	7	$2\ \frac{1}{4}$	$12\ \frac{1}{4}$	36
M 1207	$\frac{5}{8}$	$\frac{2\ 9}{3\ 2}$	$\frac{9}{3\ 2}$	$\frac{2\ 9}{3\ 2}$	$\frac{9}{3\ 2}$	$7\ \frac{3}{8}$	$2\ \frac{5}{8}$	$4\ \frac{7}{16}$	$21\ \frac{1}{2}$
M 1208	$\frac{5}{8}$	$\frac{2\ 9}{3\ 2}$	$\frac{9}{3\ 2}$	$\frac{2\ 9}{3\ 2}$	$\frac{9}{3\ 2}$	$7\ \frac{5}{8}$	3	$5\ \frac{3}{8}$	24
M 1211	$\frac{9}{16}$	$\frac{7}{8}$	$\frac{1}{4}$	$\frac{7}{8}$	$\frac{1}{4}$	$6\ \frac{7}{8}$	$2\ \frac{3}{8}$	$6\ \frac{1}{8}$	$23\ \frac{7}{8}$



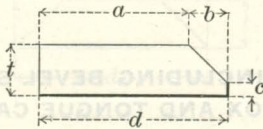
SEE SHAPE BOOK, 1903, PAGE 79

BEVEL EDGE, INCLUDING BEVEL SHAFT, WAGON
BOX AND TONGUE CAP

Section Index	d Inches	a Inches	b Inches	t B. W. Gauge and Inches	Weight per foot, Pounds
M 624	$\frac{33}{8}$	$\frac{13}{2}$	$\frac{5}{2}$	$\frac{3}{16}$	0.48
M 1300	$\frac{5}{8}$	$\frac{23}{8}$	$\frac{11}{16}$	$\frac{1}{8}$	0.23
M 1300a	$\frac{5}{8}$	$\frac{23}{8}$	$\frac{11}{16}$	$\frac{5}{32}$	0.30
M 525a	$\frac{3}{4}$	$\frac{19}{8}$	$\frac{3}{2}$	No. 14	0.19
M 1333	$\frac{3}{4}$	$\frac{17}{8}$	$\frac{7}{4}$	No. 12	0.24
M 1334	$\frac{3}{4}$	$\frac{1}{2}$	$\frac{1}{8}$	No. 10	0.29
M 1320	$\frac{3}{4}$	$\frac{1}{2}$	$\frac{1}{8}$	$\frac{1}{16}$	0.40
M 977	$\frac{3}{4}$	$\frac{1}{2}$	$\frac{1}{8}$	$\frac{3}{8}$	0.80
M 1370	$\frac{3}{4}$	$\frac{19}{8}$	$\frac{3}{2}$	$\frac{3}{8}$	0.84
M 1332	$\frac{7}{8}$	$\frac{1}{2}$	$\frac{1}{8}$	$\frac{1}{8}$	0.29
M 1376	1	$\frac{1}{2}$	$\frac{1}{4}$	$\frac{7}{16}$	1.12
M 1330	1	$\frac{9}{8}$	$\frac{7}{8}$	$\frac{1}{16}$	1.16
M 1302	1	$\frac{11}{8}$	$\frac{5}{8}$	$\frac{5}{16}$	0.90
M 1377	$\frac{11}{8}$	$\frac{5}{8}$	$\frac{1}{4}$	$\frac{3}{8}$	1.12
M 1328	$\frac{11}{8}$	$\frac{5}{8}$	$\frac{1}{4}$	$\frac{7}{16}$	1.30
M 1327	$\frac{11}{8}$	$\frac{13}{8}$	$\frac{23}{16}$	$\frac{7}{16}$	1.34
M 1303	$\frac{11}{8}$	$\frac{13}{8}$	$\frac{3}{2}$	$\frac{5}{16}$	1.03
M 1329	$\frac{11}{8}$	$\frac{3}{4}$	$\frac{1}{8}$	$\frac{3}{8}$	1.20
M 1371	$\frac{13}{16}$	$\frac{19}{8}$	$\frac{13}{8}$	$\frac{19}{16}$	1.37
M 1326	$\frac{11}{4}$	$\frac{5}{8}$	$\frac{1}{8}$	$\frac{7}{16}$	1.40
M 1305	$\frac{11}{4}$	$\frac{13}{8}$	$\frac{3}{2}$	$\frac{5}{16}$	1.10
M 1321	$\frac{11}{4}$	$\frac{23}{8}$	$\frac{11}{4}$	$\frac{3}{8}$	1.38
M 1339	$\frac{11}{4}$	$\frac{15}{8}$	$\frac{5}{2}$	$\frac{1}{16}$	0.70
M 620	$\frac{15}{16}$	$\frac{15}{8}$	$\frac{1}{8}$	$\frac{1}{16}$	4.07

**BEVEL EDGE, INCLUDING BEVEL SHAFT, WAGON
BOX AND TONGUE CAP
CONTINUED**

Section Index	d Inches	a Inches	b Inches	t B. W. Gauge and Inches	Weight per foot, Pounds
M 1306	$1\frac{3}{8}$	$1\frac{1}{32}$	$\frac{11}{16}$	$\frac{1}{8}$	0.52
M 1322	$1\frac{3}{8}$	$1\frac{1}{32}$	$\frac{11}{16}$	$\frac{3}{8}$	1.54
M 1323	$1\frac{7}{16}$	$\frac{3}{2}$	$\frac{11}{16}$	$\frac{1}{2}$	1.58
M 1378	$1\frac{1}{2}$	$\frac{7}{8}$	$\frac{5}{16}$	$\frac{9}{16}$	2.27
M 1366	$1\frac{1}{2}$	1	$\frac{1}{4}$	$\frac{1}{4}$	1.08
M 1307	$1\frac{1}{2}$	$1\frac{3}{32}$	$\frac{11}{16}$	$\frac{1}{8}$	0.56
M 623	$1\frac{5}{16}$	$1\frac{1}{8}$	$\frac{7}{32}$	$\frac{1}{16}$	0.86
M 1308	$1\frac{3}{4}$	$\frac{7}{8}$	$\frac{7}{16}$	$\frac{5}{32}$	0.79
M 1324	$1\frac{3}{4}$	$\frac{7}{8}$	$\frac{7}{16}$	$\frac{1}{16}$	0.84
M 1331	$1\frac{3}{4}$	$1\frac{3}{16}$	$\frac{9}{32}$	$\frac{3}{8}$	1.87
M 1309	2	$1\frac{1}{8}$	$\frac{7}{16}$	No. 10	0.71
M 1368	2	$1\frac{1}{4}$	$\frac{3}{8}$	$\frac{3}{8}$	2.09
M 1310	2	$1\frac{5}{16}$	$\frac{11}{16}$	$\frac{1}{8}$	0.71
M 1367	2	$1\frac{3}{8}$	$\frac{5}{16}$	$\frac{1}{16}$	1.81
M 1311	$2\frac{1}{4}$	1	$\frac{5}{8}$	$\frac{1}{16}$	1.17
M 619	$2\frac{1}{4}$	$1\frac{1}{4}$	$\frac{1}{2}$	$\frac{1}{8}$	0.75
M 1342	$2\frac{1}{4}$	$1\frac{5}{8}$	$\frac{5}{16}$	$\frac{5}{16}$	2.06
M 1369	$2\frac{5}{16}$	$1\frac{5}{8}$	$\frac{11}{16}$	$\frac{5}{16}$	2.11
M 626	$2\frac{1}{2}$	$1\frac{1}{2}$	$\frac{1}{2}$	$\frac{7}{32}$	1.50
M 625	$2\frac{1}{2}$	$1\frac{5}{8}$	$\frac{7}{16}$	$\frac{7}{32}$	1.54
M 618	3	$2\frac{3}{16}$	$\frac{11}{16}$	No. 12	0.96



SEE SHAPE BOOK, 1903, PAGE 78

BEVEL NOSE

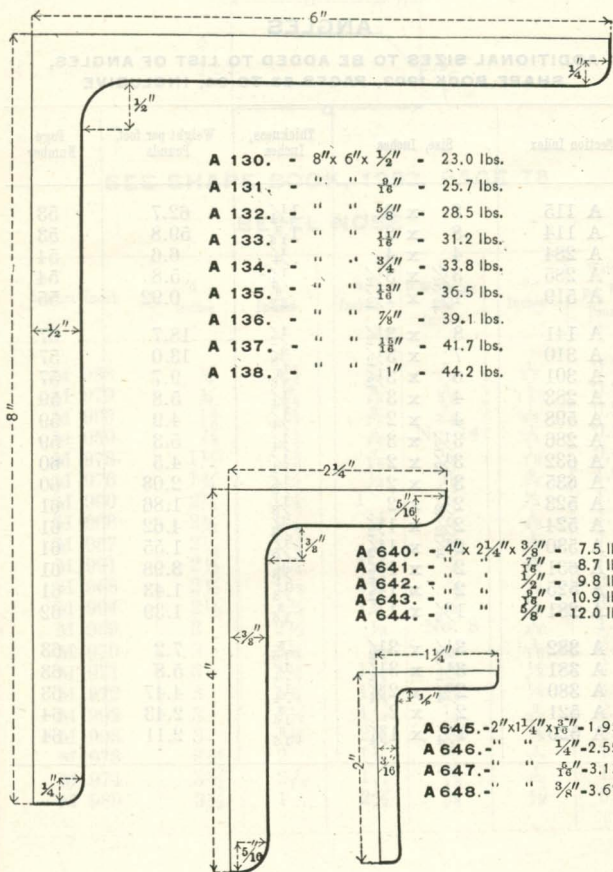
Section Index	d Inches	a Inches	b Inches	t B.W. Gauge and Inches	c Inches	Weight per foot, Pounds
M 988	$\frac{3}{4}$	$\frac{17}{32}$	$\frac{7}{32}$	$\frac{5}{32}$	$\frac{1}{32}$	0.35
M 979	$\frac{3}{4}$	$\frac{9}{16}$	$\frac{3}{16}$	$\frac{3}{32}$	$\frac{1}{128}$	0.22
M 965	$\frac{13}{8}$	$\frac{5}{8}$	$\frac{3}{16}$	$\frac{5}{64}$	$\frac{1}{64}$	0.20
M 959	$\frac{7}{8}$	$\frac{11}{16}$	$\frac{3}{16}$	No. 14	$\frac{1}{64}$	0.22
M 978	$1\frac{1}{4}$	$\frac{13}{16}$	$\frac{7}{16}$	$\frac{1}{8}$	$\frac{1}{16}$	0.49
M 976	$1\frac{3}{4}$	$1\frac{1}{4}$	$\frac{1}{2}$	$\frac{3}{8}$	$\frac{5}{64}$	1.98
M 990	$2\frac{1}{4}$	$1\frac{1}{4}$	1	$\frac{1}{4}$	$\frac{1}{8}$	1.70
M 966	$2\frac{1}{4}$	$1\frac{3}{4}$	$\frac{1}{2}$	$\frac{1}{4}$	$\frac{1}{32}$	1.73
M 967	$2\frac{1}{4}$	$1\frac{3}{4}$	$\frac{1}{2}$	$\frac{1}{4}$	$\frac{1}{16}$	1.75
M 991	$2\frac{1}{2}$	$1\frac{1}{4}$	$1\frac{1}{4}$	$\frac{1}{4}$	$\frac{3}{32}$	1.79
M 968	$2\frac{1}{2}$	$1\frac{3}{8}$	$1\frac{1}{8}$	$\frac{5}{16}$	$\frac{1}{8}$	2.30
M 994	$2\frac{1}{2}$	$\frac{3}{4}$	$1\frac{3}{4}$	$\frac{1}{2}$	$\frac{1}{8}$	3.13
M 969	3	$2\frac{1}{2}$	$\frac{1}{2}$	No. 8	$\frac{1}{64}$	1.54
M 970	3	$2\frac{3}{4}$	$\frac{1}{4}$	$\frac{1}{4}$	$\frac{1}{16}$	2.47
M 971	3	$1\frac{3}{4}$	$1\frac{1}{4}$	$\frac{5}{16}$	$\frac{1}{8}$	2.79
M 972	3	$1\frac{3}{4}$	$1\frac{1}{4}$	$\frac{3}{8}$	$\frac{1}{8}$	3.29
M 992	3	$1\frac{1}{2}$	$1\frac{1}{2}$	$\frac{1}{4}$	$\frac{3}{32}$	2.15
M 993	3	$\frac{3}{4}$	$2\frac{1}{4}$	$\frac{1}{2}$	$\frac{1}{8}$	3.67
M 973	$3\frac{1}{4}$	2	$1\frac{1}{4}$	$\frac{3}{16}$	$\frac{1}{16}$	1.81
M 974	$3\frac{1}{4}$	$2\frac{1}{16}$	$1\frac{3}{16}$	$\frac{3}{16}$	$\frac{1}{16}$	1.82
M 989	$3\frac{1}{2}$	1	$2\frac{1}{2}$	$\frac{5}{8}$	$\frac{1}{8}$	5.32

ANGLES

ADDITIONAL SIZES TO BE ADDED TO LIST OF ANGLES,
SHAPE BOOK 1903, PAGES 53 TO 64, INCLUSIVE

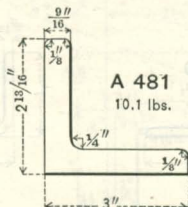
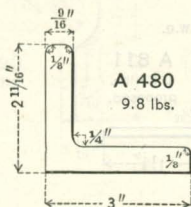
Section Index	Size, Inches	Thickness, Inches	Weight per foot, Pounds	Page Number
A 115	8 x 8	$1\frac{1}{4}$	62.7	53
A 114	8 x 8	$1\frac{3}{16}$	59.8	53
A 284	4 x 4	$\frac{1}{4}$	6.6	54
A 285	$3\frac{1}{2}$ x $3\frac{1}{2}$	$\frac{1}{4}$	5.8	54
A 519	$1\frac{1}{2}$ x $1\frac{1}{2}$	$\frac{3}{32}$	0.92	55
A 141	8 x $3\frac{1}{2}$	$\frac{1}{2}$	18.7	57
A 310	7 x $3\frac{1}{2}$	$\frac{3}{8}$	13.0	57
A 301	6 x $3\frac{1}{2}$	$\frac{5}{16}$	9.7	57
A 283	4 x 3	$\frac{1}{4}$	5.8	59
A 598	4 x 2	$\frac{1}{4}$	4.9	59
A 286	$3\frac{1}{2}$ x 3	$\frac{1}{4}$	5.3	59
A 632	$3\frac{1}{2}$ x 2	$\frac{1}{4}$	4.5	60
A 635	3 x 2	$\frac{1}{8}$	2.08	60
A 523	$2\frac{1}{2}$ x 2	$\frac{1}{8}$	1.86	61
A 524	$2\frac{1}{2}$ x $1\frac{1}{2}$	$\frac{3}{8}$	4.62	61
A 530	$2\frac{1}{4}$ x $1\frac{1}{2}$	$\frac{1}{8}$	1.55	61
A 631	2 x $1\frac{1}{2}$	$\frac{3}{8}$	3.98	61
A 525	2 x $1\frac{1}{2}$	$\frac{1}{8}$	1.43	61
A 281	$1\frac{3}{8}$ x 1	$\frac{3}{16}$	1.39	62
A 382	$3\frac{1}{2}$ x $3\frac{1}{2}$	$\frac{5}{16}$	7.2	63
A 381	$3\frac{1}{2}$ x $3\frac{1}{2}$	$\frac{1}{4}$	5.8	63
A 380	$2\frac{3}{4}$ x $2\frac{3}{4}$	$\frac{1}{4}$	4.47	63
A 521	2 x 2	$\frac{3}{16}$	2.43	64
A 520	$1\frac{3}{4}$ x $1\frac{3}{4}$	$\frac{3}{16}$	2.11	64

ANGLES

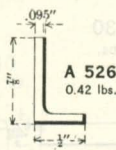
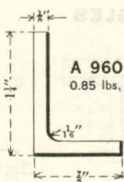
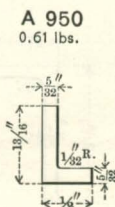
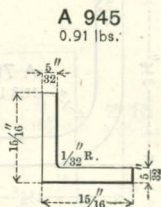
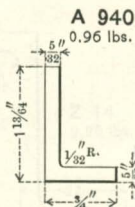


HALF SIZE

ANGLES, Continued

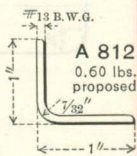
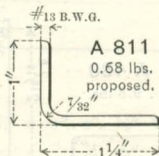
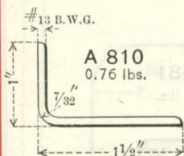


QUARTER SIZE



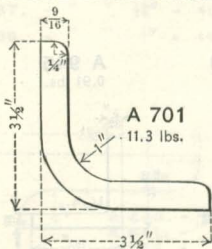
HALF SIZE

ROUND BACK ANGLES



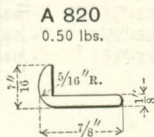
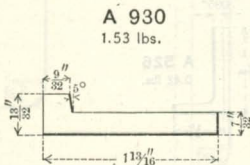
HALF SIZE

ROUND BACK ANGLE



QUARTER SIZE

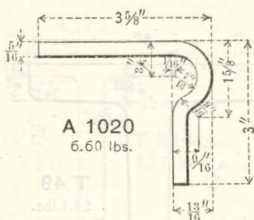
ODD ANGLES



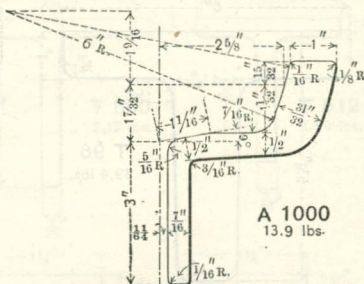
HALF SIZE

HALF SIZE

TRIMMER ANGLE

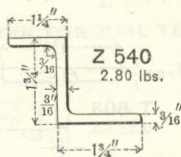
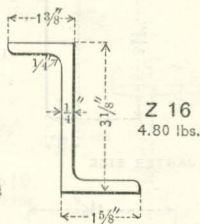
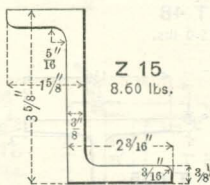
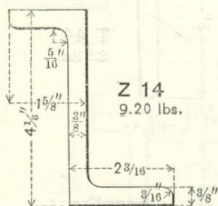


RAIL GUARD ANGLE



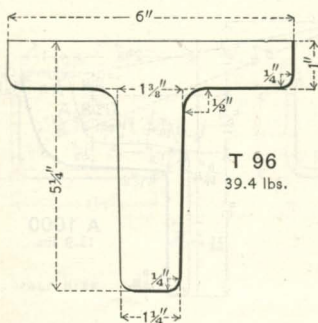
QUARTER SIZE

ZEE'S

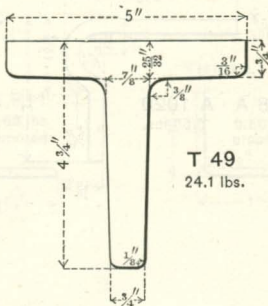


QUARTER SIZE

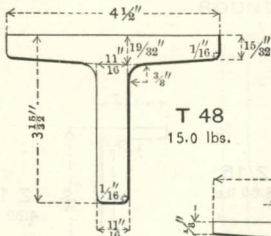
TEES



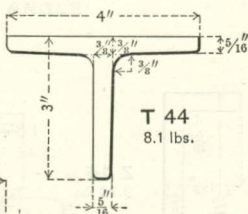
T 96
39.4 lbs.



T 49
24.1 lbs.

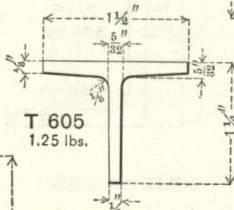


T 48
15.0 lbs.

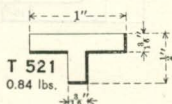


T 44
8.1 lbs.

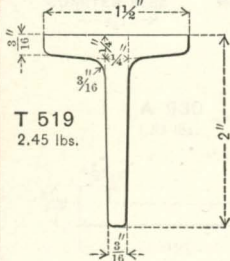
QUARTER SIZE



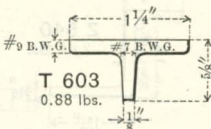
T 605
1.25 lbs.



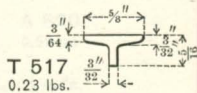
T 521
0.84 lbs.



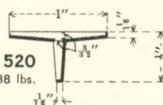
T 519
2.45 lbs.



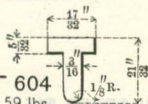
T 603
0.88 lbs.



T 517
0.23 lbs.



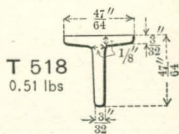
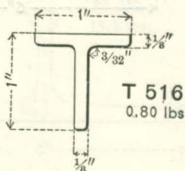
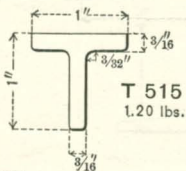
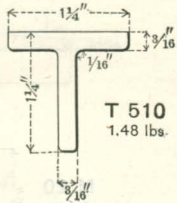
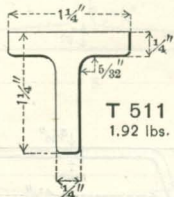
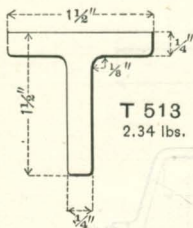
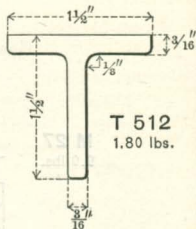
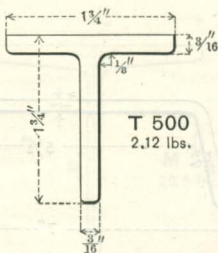
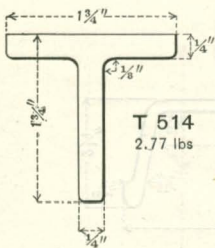
T 520
0.38 lbs.



T 604
0.59 lbs.

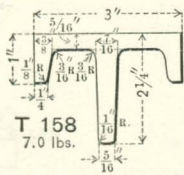
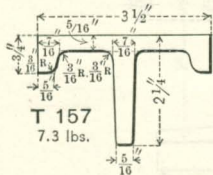
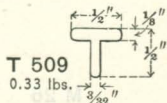
HALF SIZE

TEES, Continued



HALF SIZE

CONDUCTOR RAIL TEES

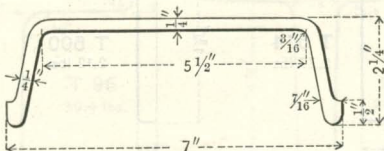


QUARTER SIZE

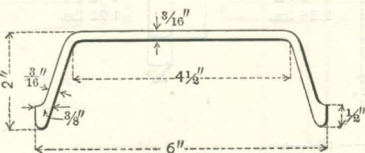
BRIDGE STEEL

CROSS TIES,

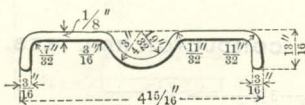
M 27
9.0 lbs.



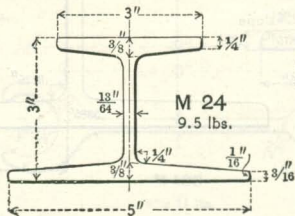
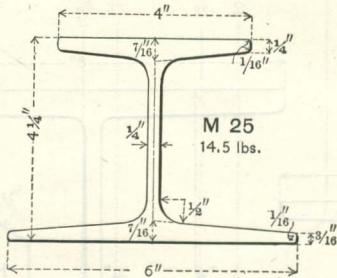
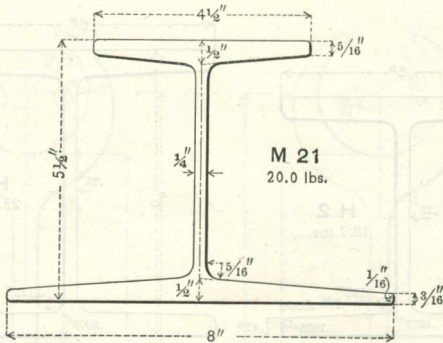
M 20
6.0 lbs.



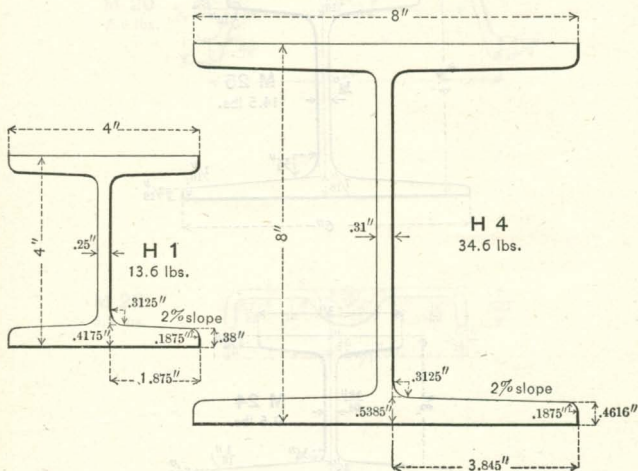
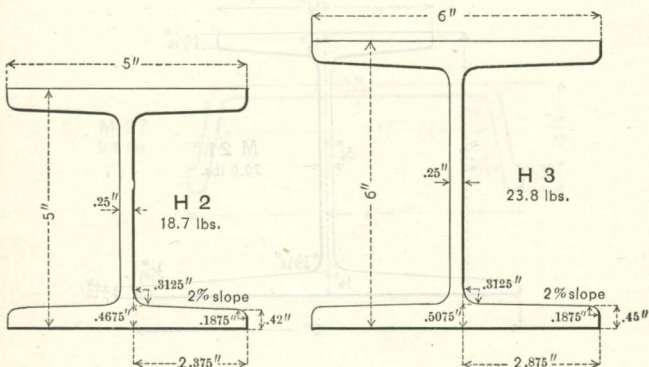
M 26
3.2 lbs.



CROSS TIES Continued



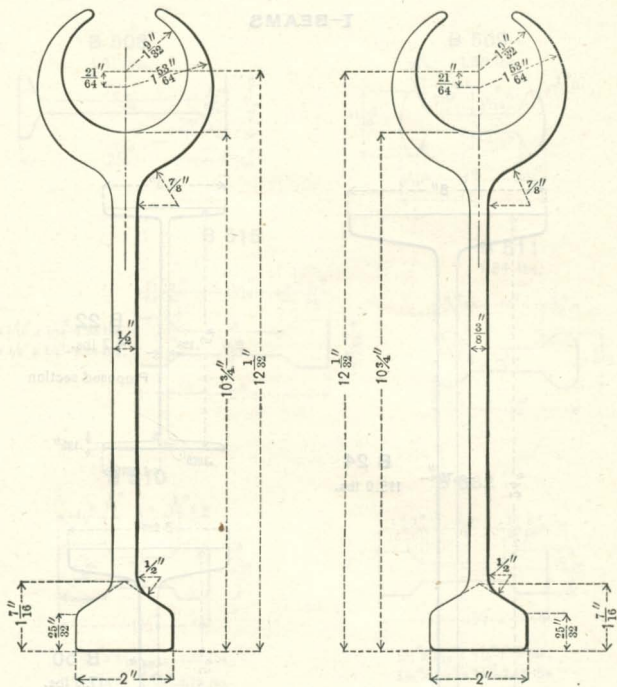
H-SECTIONS



QUARTER SIZE

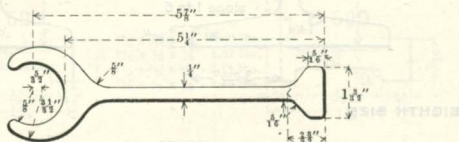
S18 287400

UNITED STATES STEEL SHEET PILING



M 102
12" x 40 lbs.

M 101
12" x 35 lbs.

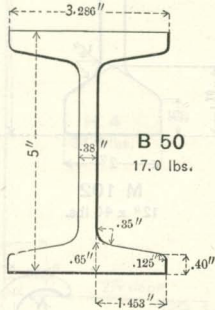
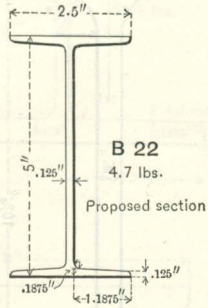
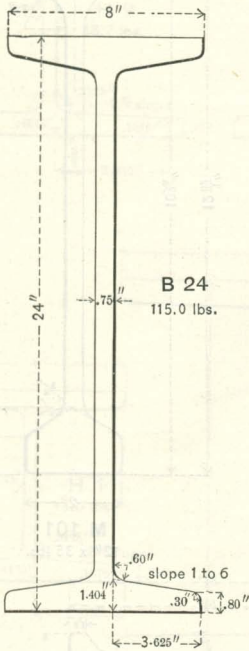


M 100
6" x 11 lbs.

QUARTER SIZE

UNITED STATES STEEL SHEET PILING

I-BEAMS



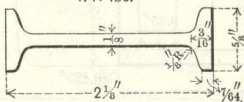
EIGHTH SIZE

QUARTER SIZE

CULTIVATOR BEAMS

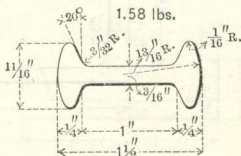
B 508

1.41 lbs.



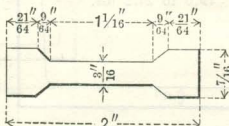
B 509

1.58 lbs.



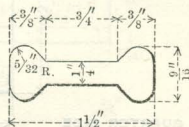
B 515

2" x 7/16" x 3/16" - 1.95 lbs.
2" x 1/2" x 1/4" - 2.38 lbs.

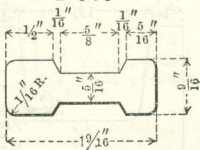


B 511

1.84 lbs.



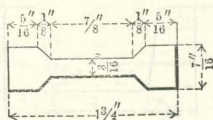
B 510



1 9/16" x 9/16" x 5/16" - 2.39 lbs

1 9/16" x 5/8" x 3/8" - 2.72 lbs

B 582

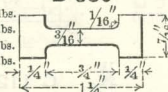


1 3/4" x 7/16" x 3/16" - 1.75 lbs.

1 3/4" x 1/2" x 1/4" - 2.12 lbs.

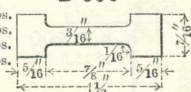
B 580

1 3/4" x 7/16" x 3/16" - 1.23 lbs.
1 3/4" x 1/2" x 1/4" - 1.50 lbs.
1 3/4" x 9/16" x 3/16" - 1.76 lbs.
1 3/4" x 5/8" x 3/8" - 2.03 lbs.

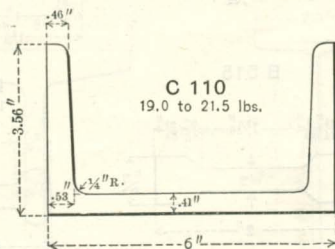



1 3/4" x 7/16" x 3/16" - 1.50 lbs.
1 3/4" x 1/2" x 1/4" - 1.82 lbs.
1 3/4" x 9/16" x 3/16" - 2.14 lbs.
1 3/4" x 5/8" x 3/8" - 2.46 lbs.

B 590

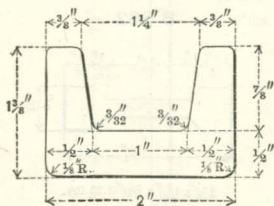


SHIP-BUILDING CHANNELS

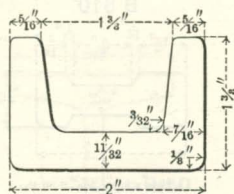


QUARTER SIZE

BRAKE BEAM CHANNELS



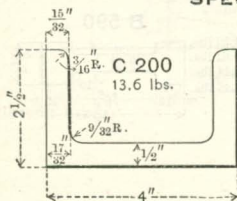
C 567—6.0 lbs.



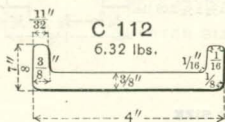
C 578—4.97 lbs.

HALF SIZE

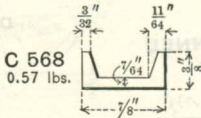
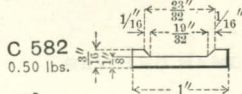
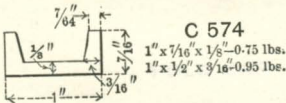
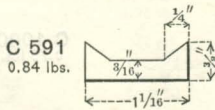
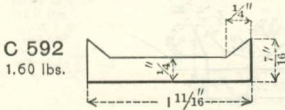
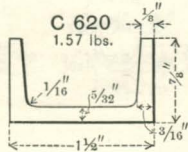
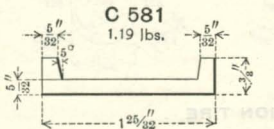
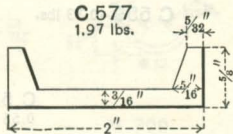
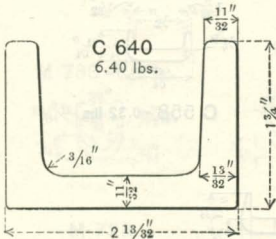
SPECIAL CHANNELS



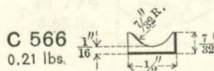
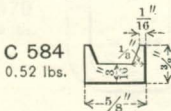
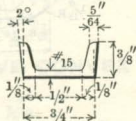
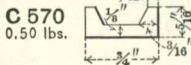
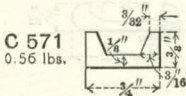
QUARTER SIZE



SPECIAL CHANNELS, Continued

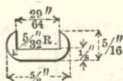


C 569
0.39 lbs.

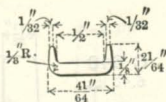


HALF SIZE

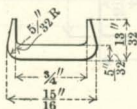
CHANNEL TIRES



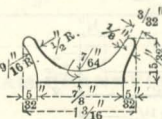
C 559 - 0.33 lbs.



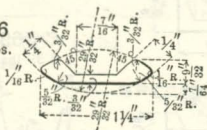
C 558 - 0.32 lbs

C 557
0.55 lbs.

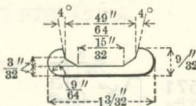
1" CUSHION TIRE

C 1000
0.75 lbs.

FENDER CHANNEL

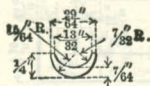
C 546
0.68 lbs.

DASH CHANNEL

C 545
0.52 lbs.

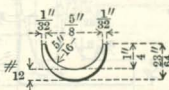
CRESCENTS

M 733 - 0.16 lbs.



M 736

0.27 lbs.

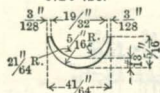


M 732 - 0.23 lbs.



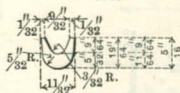
M 728

0.20 lbs.



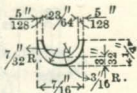
M 731

0.24 lbs.



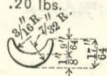
M 729

0.14 lbs.



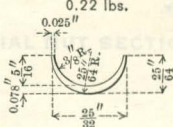
M 734

.20 lbs.



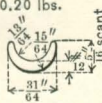
M 741

0.22 lbs.



M 737

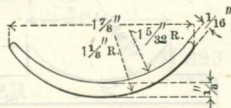
0.20 lbs.



POLE CAP

M 814

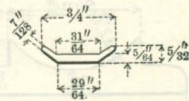
0.75 lbs.



BEVELED HAME

M 796

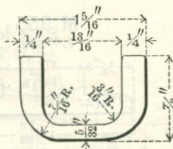
0.20 lbs.



U-BAR

U 579

1.69 lbs.



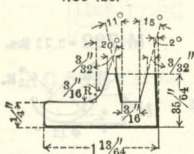
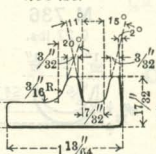
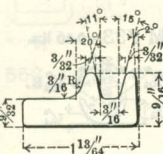
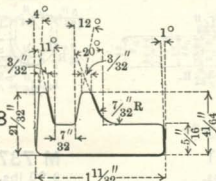
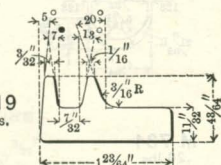
CONCAVE CONVEX

M 774

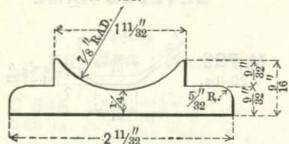
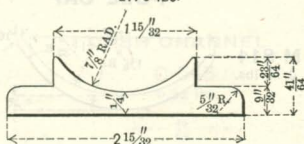
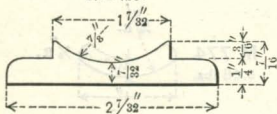

0.68 lbs.



VEHICLE SPRING CLIPS

M 1315
1.39 lbs.M 1316
1.36 lbs.M 1317
1.46 lbs.M 1318
1.84 lbs.M 1319
1.92 lbs.

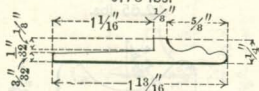
AXLE CLIPS

M 956
2.50 lbs.M 957
2.76 lbs.M 1230
2.12 lbs.M 955
1.41 lbs.

CAN RING SECTIONS


M 914

0.78 lbs.



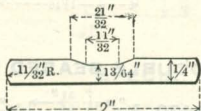
M 929

0.98 lbs.



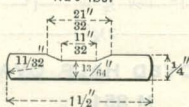
M 949

1.61 lbs.




M 958

1.20 lbs.



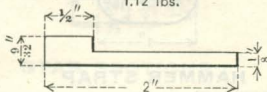
M 1280

1.28 lbs.



M 1281

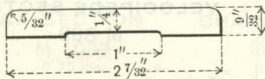
1.12 lbs.



SPECIAL NUT SECTIONS

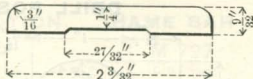
M 897

1.98 lbs.



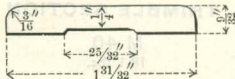
M 894

1.87 lbs.



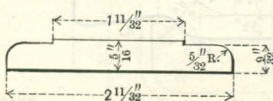
M 893

1.75 lbs.



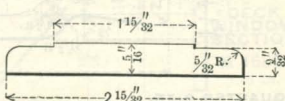
M 963

2.35 lbs.



M 964

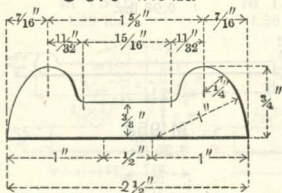
2.48 lbs.



HALF SIZE

DOUBLE BEADED BAR

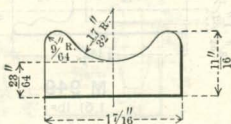
C 579-4.45 lbs.



GROOVED FLAT

M 852

2.65 lbs.



GROOVED HALF OVAL

M 851

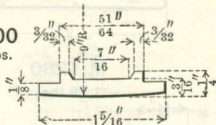
1.30 lbs.



DOUBLE BEADED FLAT

M 1400

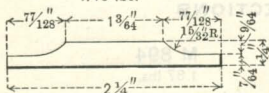
0.87 lbs.



HAMMER STRAP

M 1312

1.45 lbs.



GROOVED ROUND

M 832

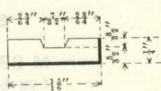
0.65 lbs.



GROOVED FLAT

M 855

0.73 lbs.

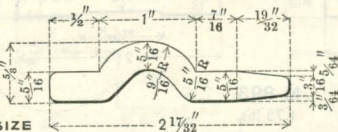


DRILL POST

M 995

2.80 lbs.

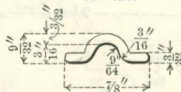
HALF SIZE



VELOCIPEDA SECTION

M 880

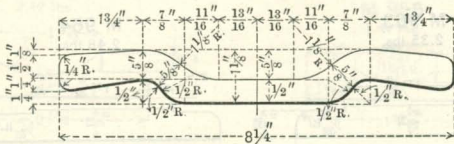
.32 lbs.



THIMBLE SECTION

M 40

18.1 lbs.



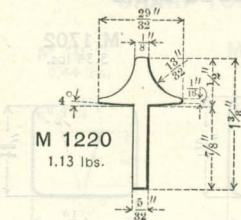
QUARTER SIZE.

SASH BAR

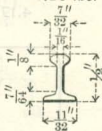
RAIL BAR

KEY SECTION

M 1220
1.13 lbs.



M 1100
0.25 lbs.

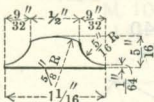


M 1047
0.35 lbs.

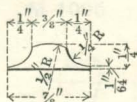


SPECIAL CONCAVE BEVELS

M 996
0.65 lbs.



M 997
0.41 lbs.



TRIANGULAR SECTION

STAR SECTIONS

M 895 - 0.23 lbs.



M 1390
0.26 lbs.



M 1391
0.49 lbs.

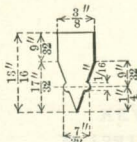


AX SECTION

CHAIN SECTION

HAME BAR

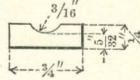
M 1037
0.70 lbs.



M 1045
.67 lbs.

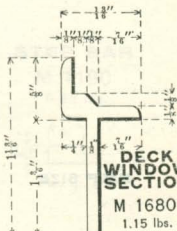
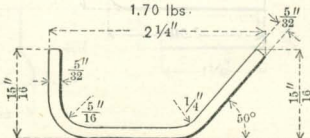


M 797
0.57 lbs.



TROLLEY TRACK

C 702
1.70 lbs.

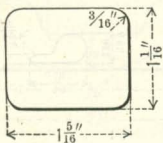


HALF SIZE

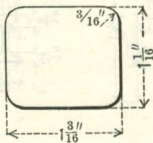
DECK WINDOW SECTION
M 1680
1.15 lbs.

SPECIAL ROUND EDGE BARS

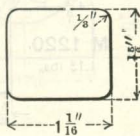
M 1700
4.64 lbs.



M 1701
4.19 lbs.

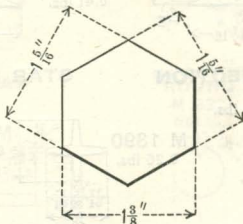


M 1702
3.34 lbs.



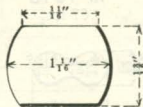
SPECIAL HEXAGON

M 1240
5.30 lbs.




SPECIAL ROUND EDGE FLATS

M 697
2.62 lbs.



M 694
1.84 lbs.



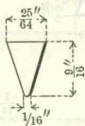
HALF SIZE

HALF SIZE

SPECIAL BEVELS
SHARP TOE CALK SECTIONS

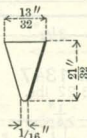
M 999

0.44 lbs.



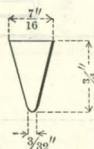
M 1001

0.53 lbs.



M 1002

0.68 lbs.



M 1003

0.82 lbs.



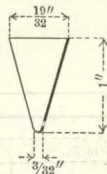
M 1004

1.05 lbs.



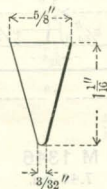
M 1005

1.17 lbs.



M 1006

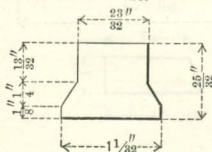
1.30 lbs.



KEY SECTIONS

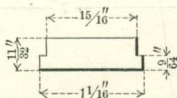
M 1381

2.17 lbs.



M 1340

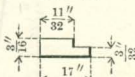
1.16 lbs.



STEP BAR

M 1190

0.28 lbs.



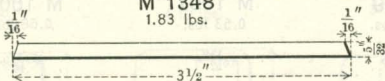
HALF SIZE

HALF SIZE

BEVELED SKELP

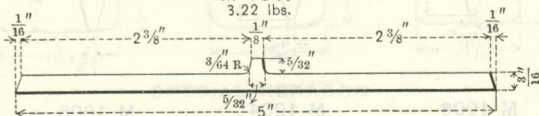
M 1348

1.83 lbs.



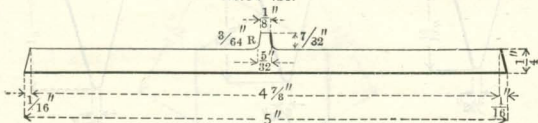
M 1347

3.22 lbs.



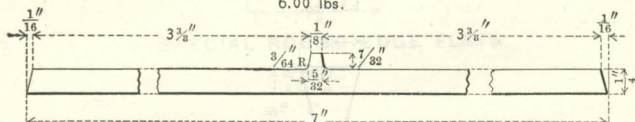
M 1341

4.30 lbs.



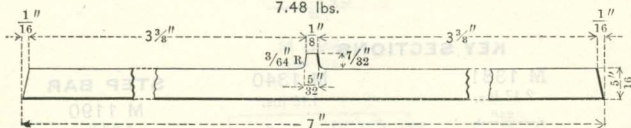
M 1345

6.00 lbs.



M 1346

7.48 lbs.



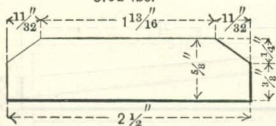
HALF SIZE

HALF SIZE

SPECIAL BEVELS

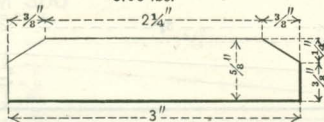
M 1372

5.02 lbs.



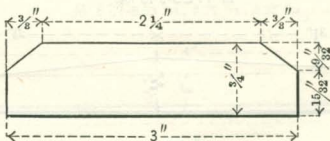
M 1373

6.06 lbs.



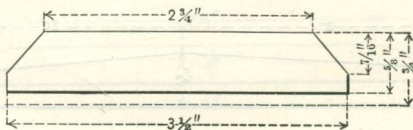
M 1374

7.29 lbs.

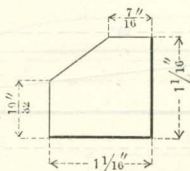


M 1375

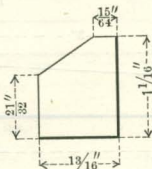
6.9 to 8.4 lbs.



M 1083-3.34 lbs.

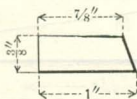


M 1084-2.54 lbs.

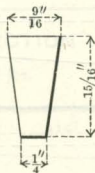


M 898

1.20 lbs.

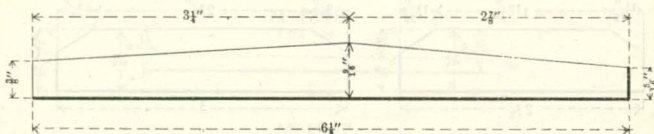


M 1039-1.30 lbs.

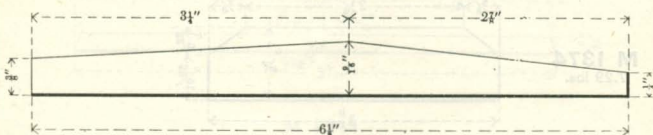


SPECIAL BEVELS, Continued.

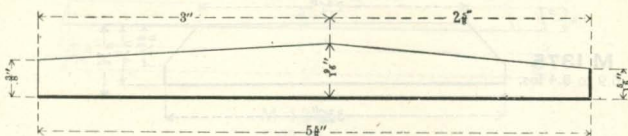
M 1722-9.46 lbs.



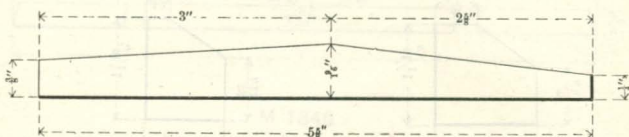
M 1723-9 15 lbs.



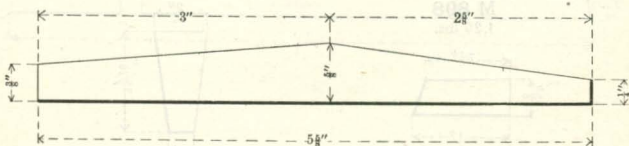
M 1724-8.69 lbs.



M 1725-8.41 lbs.



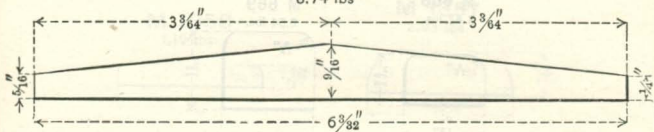
M 1721-9.01 lbs.



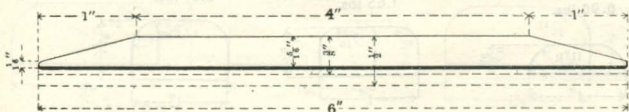
SPECIAL BEVELS, Continued

M 300

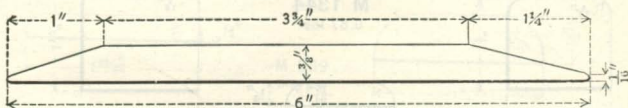
8.74 lbs



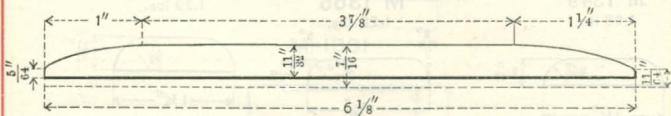
M 621-5.53 lbs., 6.70 lbs., 9.35 lbs.




M 824-6.46 lbs.



M 666-6.25 lbs. to 8.20 lbs.

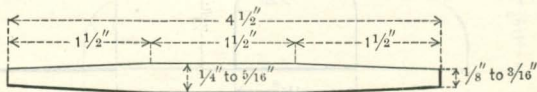


M 1038-6.59 lbs.



DOUBLE BEVELED SECTION

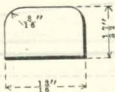
M 1304-3.19 lbs. and 4.15 lbs.



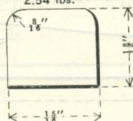
HALF SIZE

ROUND BEVEL EDGE AND CYLINDER LAG

M 668
1.42 lbs.



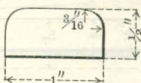
M 669
2.54 lbs.



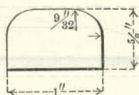
M 1362
0.90 lbs.



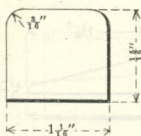
M 1350
1.65 lbs.



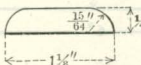
M 1351
2.01 lbs.



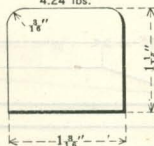
M 627
3.34 lbs.



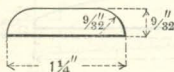
M 1344
0.87 lbs.



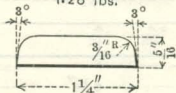
M 628
4.24 lbs.



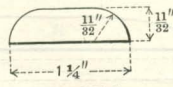
M 1349
1.08 lbs.



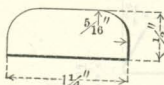
M 1365
1.28 lbs.



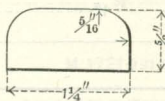
M 1338
1.29 lbs.



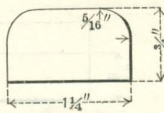
M 1352
1.98 lbs.



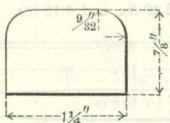
M 1353
2.51 lbs.



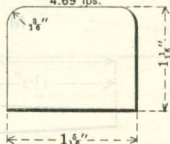
M 1354
3.05 lbs.



M 1355
3.60 lbs.



M 629
4.69 lbs.




HALF SIZE

ROUND BEVEL EDGE, Continued

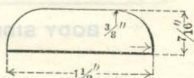
M 1356

1.10 lbs.




M 1357

2.03 lbs.




M 1359

2.98 lbs.



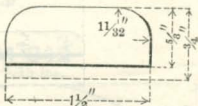
M 1358

2.50 lbs.




M 1360

3.02 to 3.65 lbs.



M 1337

1.52 lbs.




M 1363

2.72 lbs.



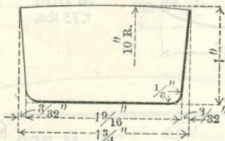
M 689

3.31 lbs.



M 1361

5.55 lbs.




HALF SIZE

FOLLOWER PLATE

M 1379

39.34 lbs.

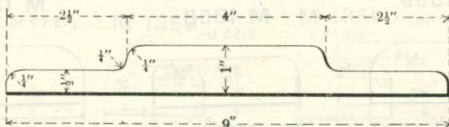


QUARTER SIZE

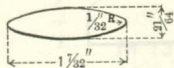

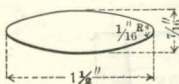
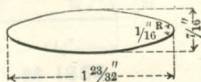
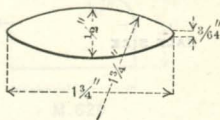
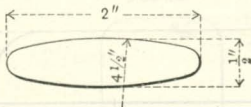
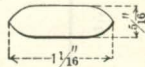
BODY SIDE BEARING SECTION

M 280

22.10 lbs.



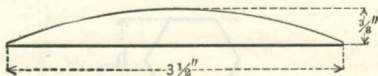
SPECIAL OVALS

M 861
0.92 lbs.M 862
1.43 lbs.M 863
1.52 lbs.M 864
1.73 lbs.M 867
1.76 lbs.M 869
2.13 lbs.M 868
2.67 lbs.M 860
1.00 lbs.


HALF SIZE

SPECIAL HALF OVALS


M 838 - 3.01 lbs.



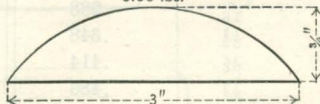
M 839
2.93 lbs.



M 841
3.72 lbs.




M 842
5.35 lbs.




M 843
2.78 lbs.



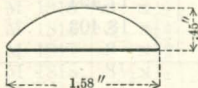
M 844
3.31 lbs.



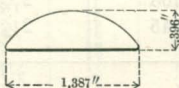
M 845
3.73 lbs.



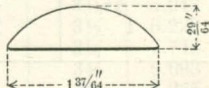
M 846
1.72 lbs.



M 847
1.33 lbs.



M 848
1.73 lbs.



HALF SIZE

SPECIAL HALF OVALS


HEXAGONS




Size, h, Inches	Weight per Foot, Pounds	Size, h, Inches	Weight per Foot, Pounds
$\frac{1}{4}$.184	1	2.945
$\frac{9}{32}$.233	$1\frac{1}{16}$	3.324
$\frac{5}{16}$.288	$1\frac{1}{8}$	3.727
$\frac{11}{32}$.348	$1\frac{3}{16}$	4.152
$\frac{3}{8}$.414	$1\frac{1}{4}$	4.601
$\frac{13}{32}$.486	$1\frac{5}{16}$	5.072
$\frac{7}{16}$.564	$1\frac{3}{8}$	5.567
$\frac{15}{32}$.647	$1\frac{7}{16}$	6.085
$\frac{1}{2}$.736	$1\frac{1}{2}$	6.625
$\frac{17}{32}$.831	$1\frac{9}{16}$	7.189
$\frac{9}{16}$.932	$1\frac{5}{8}$	7.775
$\frac{19}{32}$	1.038	$1\frac{11}{16}$	8.385
$\frac{5}{8}$	1.150	$1\frac{3}{4}$	9.018
$\frac{21}{32}$	1.268	$1\frac{13}{16}$	9.673
$\frac{11}{16}$	1.392	$1\frac{7}{8}$	10.352
$\frac{23}{32}$	1.521	$1\frac{15}{16}$	11.053
$\frac{3}{4}$	1.656	2	11.778
$\frac{25}{32}$	1.897	$2\frac{1}{16}$	12.525
$\frac{13}{16}$	1.944	$2\frac{1}{8}$	13.296
$\frac{27}{32}$	2.096	$2\frac{3}{16}$	14.089
$\frac{7}{8}$	2.254	$2\frac{1}{4}$	14.907
$\frac{29}{32}$	2.418	$2\frac{5}{16}$	15.746
$\frac{15}{16}$	2.588	$2\frac{3}{8}$	16.609
$\frac{31}{32}$	2.763	$2\frac{7}{16}$	17.494
1	2.945	$2\frac{1}{2}$	18.403

ROUND EDGE TIRE

M 695
8.19 lbs.




M 696
9.83 lbs.



HALF SIZE

M 1801 TO M 1820



Section Index	Size, Inches	Face Measure, a, Inches	Thickness, b, Inches	Increment, c, Inches	Width over all, d, Inches	Weight, Lbs. per Ft.
M 1801	1 1/8 x 1/4	1 1/8	1/4	1/16	1 3/16	0.992
M 1802	1 1/4 x 5/16	1 1/4	5/16	1/16	1 5/16	1.373
M 1803	1 1/4 x 3/8	1 1/4	3/8	3/32	1 11/32	1.674
M 1804	1 1/2 x 1/2	1 1/2	1/2	1/8	1 5/8	2.693
M 1805	1 1/2 x 5/8	1 1/2	5/8	1/8	1 5/8	3.366
M 1806	1 1/2 x 3/4	1 1/2	3/4	1/4	1 3/4	4.259
M 1807	2 x 1/4	2	1/4	1/16	2 1/16	1.736
M 1808	2 x 3/8	2	3/8	3/32	2 3/32	2.631
M 1809	2 x 1/2	2	1/2	1/8	2 1/8	3.543
M 1810	2 x 19/32	2	19/32	1/8	2 1/8	4.207
M 1811	2 1/2 x 1/2	2 1/2	1/2	1/8	2 5/8	4.393
M 1812	2 1/2 x 19/32	2 1/2	19/32	1/8	2 5/8	5.217
M 1813	3 x 1/4	3	1/4	1/16	3 1/16	2.586
M 1814	3 x 3/8	3	3/8	3/32	3 3/32	3.906
M 1815	3 x 1/2	3	1/2	1/8	3 1/8	5.243
M 1816	3 x 19/32	3	19/32	1/8	3 1/8	6.226
M 1817	3 x 33/32	3	33/32	1/4	3 1/4	7.748
M 1818	3 1/2 x 1/2	3 1/2	1/2	1/8	3 5/8	6.093
M 1819	3 1/2 x 19/32	3 1/2	19/32	1/8	3 5/8	7.235
M 1820	4 x 19/32	4	19/32	1/8	4 1/8	8.245



ROUND EDGE FLATS, CONTINUED—WEIGHTS IN POUNDS PER LINEAL FOOT

Face Measure, Inches	THICKNESS IN INCHES																Face Measure, Inches
	1/8	1/4	5/16	3/8	7/16	1/2	5/8	3/4	7/8	1	1 1/8	1 1/4	1 1/2	1 5/8	1 3/4	1 7/8	
2 5/8	1.134	1.715	2.305	2.905	3.514	4.132	4.760	5.442	6.043	6.643	7.243	7.971	8.580	9.189	9.798		
2 3/4	1.187	1.795	2.412	3.038	3.673	4.318	4.972	5.681	6.308	6.955	7.562	8.316	8.952	9.587	10.223		
2 1/2	1.240	1.875	2.518	3.171	3.833	4.504	5.185	5.920	6.574	7.227	7.880	8.662	9.323	9.986	10.648		
2	1.294	1.954	2.624	3.304	3.992	4.690	5.397	6.159	6.839	7.519	8.199	9.007	9.695	10.384	11.073		
3 1/4	2.034	2.730	3.436	4.151	4.876	5.610	6.398	7.105	7.811	8.518	9.352	10.087	10.783	11.498	12.214	12.930	13.646
3 1/2	2.114	2.837	3.569	4.311	5.062	5.822	6.638	7.371	8.104	8.837	9.697	10.439	11.181	11.923	12.666	13.408	14.151
3 3/8	2.193	2.943	3.702	4.470	5.248	6.035	6.877	7.686	8.396	9.156	10.043	10.811	11.580	12.348	13.117	13.887	14.656
3 1/2	2.273	3.049	3.835	4.630	5.434	6.247	7.102	7.902	8.688	9.474	10.388	11.183	11.978	12.773	13.569	14.365	15.160
3 5/8	3.155	3.968	4.789	5.620	6.460	7.355	8.167	8.980	9.793	10.733	11.555	12.376	13.198	14.020	14.843	15.665	16.488
3 3/4	3.262	4.100	4.948	5.806	6.672	7.594	8.433	9.272	10.112	11.079	11.927	12.775	13.623	14.472	15.321	16.170	17.019
3 3/8	3.368	4.233	5.108	5.991	6.885	7.833	8.699	9.565	10.431	11.424	12.298	13.173	14.048	14.924	15.799	16.674	17.550
4	3.474	4.366	5.287	6.177	7.097	8.072	8.964	9.857	10.749	11.769	12.670	13.572	14.473	15.375	16.277	17.179	18.081
4 1/8	4.499	5.426	6.363	7.310	8.311	9.230	10.149	11.068	12.115	13.042	13.970	14.898					
4 1/4	4.632	5.586	6.549	7.522	8.550	9.496	10.441	11.387	12.460	13.414	14.369	15.323					
4 3/8	4.764	5.745	6.735	7.735	8.789	9.761	10.733	11.706	12.805	13.786	14.767	15.748					
4 1/2	4.897	5.905	6.921	7.947	8.928	10.027	11.025	12.024	13.151	14.158	15.166	16.173					
4 3/8	5.030	6.064	7.107	8.160	9.267	10.292	11.317	12.343	13.496	14.530	15.564	16.598					
4 1/2	5.163	6.223	7.293	8.372	9.506	10.558	11.610	12.662	13.841	14.902	15.962	17.023					
4 3/4	5.296	6.383	7.479	8.585	9.745	10.824	11.902	12.981	14.187	15.273	16.361	17.448					
4 7/8	5.429	6.542	7.665	8.797	9.984	11.089	12.194	13.299	14.532	15.645	16.759	17.873					
5	5.561	6.701	7.851	9.010	10.223	11.355	12.486	13.618	14.877	16.017	17.158	18.298					
5 1/8	5.694	6.861	8.037	9.222	10.463	11.621	12.779	13.937	15.222	16.389	17.556	18.723					
5 1/4	5.827	7.020	8.223	9.434	10.702	11.886	13.071	14.256	15.568	16.761	17.955	19.148					
5 3/8	5.960	7.180	8.409	9.647	10.941	12.152	13.363	14.574	15.913	17.133	18.353	19.573					
5 1/2	6.093	7.339	8.595	9.860	11.180	12.417	13.655	14.893	16.258	17.505	18.751	19.998					
5 3/4	6.225	7.498	8.781	10.072	11.419	12.683	13.947	15.212	16.604	17.877	19.150	20.423					
5 5/8	6.358	7.658	8.967	10.285	11.658	12.949	14.240	15.531	16.949	18.248	19.548	20.848					
5 3/4	6.491	7.817	9.152	10.497	11.897	13.214	14.532	15.849	17.294	18.620	19.947	21.273					

TO OBTAIN WIDTH OVER ALL, FOR ANY THICKNESS, ADD TO FACE MEASURE OF FLATS THE INCREMENT GIVEN FOR THAT THICKNESS IN TABLE BELOW.

Face Measure, Inches	THICKNESS IN INCHES																Face Measure, Inches
	1/8	1/4	5/16	3/8	7/16	1/2	5/8	3/4	7/8	1	1 1/8	1 1/4	1 1/2	1 5/8	1 3/4	1 7/8	
Increment	1/8	1/8	1/8	1/8	1/8	1/8	1/8	1/8	1/8	1/8	1/8	1/8	1/8	1/8	1/8	1/8	1/8
	1/8	1/8	1/8	1/8	1/8	1/8	1/8	1/8	1/8	1/8	1/8	1/8	1/8	1/8	1/8	1/8	1/8
	1/8	1/8	1/8	1/8	1/8	1/8	1/8	1/8	1/8	1/8	1/8	1/8	1/8	1/8	1/8	1/8	1/8

FOR LIST OF SIZES OF ROUND EDGE FLATS, SEE PAGE 14 OF THIS SUPPLEMENT


HALF OVALS


Width, Inches	Thickness B. W. G. and Inches	Weight per Foot, Pounds	Width, Inches	Thickness, B. W. G. and Inches	Weight per Foot, Pounds	Width, Inches	Thickness, B. W. G. and Inches	Weight per Foot, Pounds
	No. 15	0.063						
	$\frac{3}{32}$	0.084	$\frac{15}{16}$	$\frac{9}{64}$	0.342		$\frac{1}{8}$	0.427
$\frac{3}{8}$	$\frac{1}{8}$	0.115		No. 12	0.249		$\frac{5}{32}$	0.536
	$\frac{5}{32}$	0.150		$\frac{1}{8}$	0.287		$\frac{7}{16}$	0.645
$\frac{13}{32}$	$\frac{7}{64}$	0.106		$\frac{5}{32}$	0.361	$1\frac{1}{2}$	$\frac{7}{32}$	0.756
	No. 15	0.073		$\frac{3}{16}$	0.437		$\frac{1}{4}$	0.869
$\frac{7}{16}$	$\frac{3}{32}$	0.096		$\frac{7}{32}$	0.514		$\frac{9}{32}$	0.983
	$\frac{1}{8}$	0.131	1	$\frac{1}{4}$	0.594		$\frac{5}{16}$	1.098
	No. 14	0.096		$\frac{9}{32}$	0.676		$\frac{11}{32}$	1.216
	No. 12	0.128		$\frac{5}{16}$	0.761		$\frac{3}{8}$	1.337
$\frac{1}{2}$	$\frac{1}{8}$	0.149		$\frac{11}{32}$	0.848	1.580	.450	1.712
	$\frac{5}{32}$	0.190		$\frac{3}{8}$	0.939			
	$\frac{3}{16}$	0.235		No. 12	0.280	$1\frac{3}{4}$	$\frac{29}{64}$	1.723
	No. 14	0.108		$\frac{1}{8}$	0.322		$\frac{1}{8}$	0.463
	No. 12	0.143		$\frac{5}{32}$	0.404		$\frac{5}{32}$	0.580
$\frac{9}{16}$	$\frac{1}{8}$	0.166		$\frac{3}{16}$	0.488	$1\frac{5}{8}$	$\frac{3}{16}$	0.698
	$\frac{5}{32}$	0.211		$\frac{7}{32}$	0.574		$\frac{7}{32}$	0.817
	$\frac{3}{16}$	0.259	$1\frac{1}{8}$	$\frac{1}{4}$	0.662		$\frac{1}{4}$	0.938
	No. 14	0.119		$\frac{9}{32}$	0.752			
	No. 12	0.158		$\frac{5}{16}$	0.844		$\frac{1}{8}$	0.498
	$\frac{1}{8}$	0.183		No. 12	0.311		$\frac{5}{32}$	0.624
	$\frac{5}{32}$	0.232		$\frac{1}{8}$	0.357		$\frac{3}{16}$	0.751
$\frac{5}{8}$	$\frac{3}{16}$	0.284		$\frac{5}{32}$	0.448		$\frac{7}{32}$	0.878
	$\frac{7}{32}$	0.349		$\frac{3}{16}$	0.541	$1\frac{3}{4}$	$\frac{1}{4}$	1.008
	$\frac{1}{4}$	0.396		$\frac{7}{32}$	0.635		$\frac{9}{32}$	1.138
	No. 14	0.142		$\frac{1}{4}$	0.730		$\frac{5}{16}$	1.271
	No. 12	0.188	$1\frac{1}{4}$	$\frac{1}{4}$	0.828		$\frac{11}{32}$	1.405
	$\frac{1}{8}$	0.217		$\frac{9}{32}$	0.928		$\frac{3}{8}$	1.541
$\frac{3}{4}$	$\frac{5}{32}$	0.275		$\frac{5}{16}$	1.030			
	$\frac{3}{16}$	0.334		$\frac{11}{32}$	1.136	$1\frac{7}{8}$	$\frac{3}{16}$	0.803
	$\frac{7}{32}$	0.396		$\frac{3}{8}$	1.323		$\frac{1}{4}$	1.077
	$\frac{1}{4}$	0.461					$\frac{5}{16}$	1.357
	No. 12	0.219		$\frac{1}{8}$	0.392		$\frac{3}{8}$	1.644
	$\frac{1}{8}$	0.252		$\frac{5}{32}$	0.492		$\frac{3}{16}$	0.856
	$\frac{5}{32}$	0.318		$\frac{3}{16}$	0.593		$\frac{1}{4}$	1.147
$\frac{7}{8}$	$\frac{3}{16}$	0.385	$1\frac{3}{8}$	$\frac{7}{32}$	0.695		$\frac{5}{16}$	1.444
	$\frac{7}{32}$	0.455		$\frac{1}{4}$	0.800	2	$\frac{7}{16}$	1.747
	$\frac{1}{4}$	0.527					$\frac{3}{8}$	2.058
	$\frac{9}{32}$	0.602					$\frac{7}{16}$	2.376
	$\frac{5}{16}$	0.679	1.387	.396			$\frac{1}{2}$	

HALF OVALS—CONTINUED



Width, Inches	Thickness, B. W. G. and Inches	Weight per Foot, Pounds	Width, Inches	Thickness, B. W. G. and Inches	Weight per Foot, Pounds	Width, Inches	Thickness, B. W. G. and Inches	Weight per Foot, Pounds
2 1/8	3/16	0.909	2 1/2	1/4	1.428	2 7/8	1/4	1.639
	1/4	1.217		5/16	1.793		5/16	2.056
	5/16	1.531		3/8	2.163		3/8	2.477
	3/8	1.851		7/16	2.539		1/4	1.710
2 1/4	3/8	0.962	2 5/8	1/2	2.922	3	5/16	2.144
	1/4	1.287		9/16	3.313		3/8	2.582
	5/16	1.618		5/8	3.713		7/16	3.025
	3/8	1.954		1/4	1.495		1/2	3.475
2 3/8	1/4	1.358	2 3/4	5/16	1.880	3 1/2	9/16	3.930
	5/16	1.705		3/8	2.268		5/8	4.395
	3/8	2.058		1/4	1.569		11/16	4.866
				5/16	1.968		3/4	5.347
				3/8	2.371	4	5/16	2.848
							3/8	3.424

BLUNT HALF OVALS

Width, Inches	Thickness, B. W. G. and Inches	Weight per Foot, Pounds	Width, Inches	Thickness, B. W. G. and Inches	Weight per Foot, Pounds	Width, Inches	Thickness, B. W. G. and Inches	Weight per Foot, Pounds
2 1/2	7/16	2.780	3 1/2	3/8	3.300	4	3/8	3.720


OVALS


Width, Inches	Thickness, B. W. G. and Inches	Weight per Foot, Pounds	Width, Inches	Thickness, B. W. G. and Inches	Weight per Foot, Pounds	Width, Inches	Thickness, B. W. G. and Inches	Weight per Foot, Pounds
	No. 12	0.094		$\frac{1}{8}$	0.179	$\frac{3}{32}$	$\frac{1}{32}$	1.073
	$\frac{1}{8}$	0.109		$\frac{3}{16}$	0.270	$\frac{3}{32}$	$\frac{1}{8}$	0.873
$\frac{3}{8}$	$\frac{5}{32}$	0.137		$\frac{13}{64}$	0.294		$\frac{3}{8}$	1.029
	$\frac{3}{16}$	0.167		$\frac{1}{4}$	0.365		$\frac{7}{16}$	1.188
	$\frac{1}{4}$	0.230	$\frac{5}{8}$	$\frac{5}{16}$	0.464	1	$\frac{1}{2}$	1.522
	No. 10	0.135		$\frac{3}{8}$	0.568		$\frac{5}{8}$	1.696
$\frac{7}{16}$	$\frac{5}{32}$	0.159		$\frac{7}{16}$	0.677		$\frac{11}{16}$	1.878
	$\frac{3}{16}$	0.227		$\frac{1}{2}$	0.792		$\frac{3}{4}$	2.260
$\frac{15}{32}$	$\frac{3}{16}$	0.205		$\frac{9}{16}$	0.914		$\frac{7}{8}$	2.624
	$\frac{1}{8}$	0.143	$\frac{11}{16}$	$\frac{7}{32}$	0.348		$\frac{1}{2}$	1.324
	$\frac{3}{16}$	0.218		$\frac{11}{32}$	0.562	$1\frac{1}{8}$	$\frac{9}{16}$	1.504
	$\frac{7}{16}$	0.257		$\frac{5}{8}$	0.668		$\frac{5}{8}$	1.688
$\frac{1}{2}$	$\frac{1}{4}$	0.297		$\frac{7}{8}$	0.792		$\frac{3}{4}$	2.073
	$\frac{5}{16}$	0.380	$\frac{3}{4}$	$\frac{7}{16}$	0.921	$1\frac{7}{32}$	$\frac{7}{8}$	2.482
	$\frac{3}{8}$	0.470		$\frac{1}{2}$	1.056		$\frac{21}{64}$	0.919
$\frac{17}{32}$	$\frac{9}{32}$	0.357		$\frac{9}{16}$	1.179		$\frac{1}{4}$	0.714
	$\frac{3}{16}$	0.244	$\frac{13}{16}$	$\frac{13}{32}$	0.784		$\frac{3}{8}$	1.082
	$\frac{7}{32}$	0.287		$\frac{7}{16}$	0.851	$1\frac{1}{4}$	$\frac{1}{2}$	1.461
	$\frac{1}{4}$	0.331		$\frac{5}{8}$	0.635		$\frac{5}{8}$	1.855
$\frac{9}{16}$	$\frac{9}{32}$	0.376		$\frac{3}{8}$	0.770		$\frac{11}{16}$	2.061
	$\frac{5}{16}$	0.423		$\frac{7}{8}$	0.910		$\frac{3}{4}$	2.271
	$\frac{3}{8}$	0.517	$\frac{7}{8}$	$\frac{1}{2}$	1.054		$\frac{7}{8}$	2.708
	$\frac{7}{16}$	0.622		$\frac{9}{16}$	1.203	$1\frac{11}{32}$	$\frac{7}{16}$	1.421
$\frac{19}{32}$	$\frac{9}{32}$	0.395		$\frac{5}{8}$	1.358	$1\frac{1}{2}$	$\frac{7}{16}$	1.512
				$\frac{3}{4}$	1.687	$1\frac{23}{32}$	$\frac{7}{16}$	1.727
			$\frac{15}{16}$	$\frac{15}{32}$	1.044	$1\frac{3}{4}$	$\frac{7}{16}$	1.757


BLUNT OVALS


Width, Inches	Thickness, B. W. G. and Inches	Weight per Foot, Pounds	Width, Inches	Thickness, B. W. G. and Inches	Weight per Foot, Pounds	Width, Inches	Thickness, B. W. G. and Inches	Weight per Foot, Pounds
$\frac{3}{8}$	No. 12	0.109	$\frac{1}{2}$	$\frac{1}{8}$	0.167		$\frac{3}{16}$	0.313
	$\frac{1}{8}$	0.125		$\frac{3}{16}$	0.250	$\frac{5}{8}$	$\frac{13}{64}$	0.339
	No. 10	0.157	$\frac{9}{16}$	$\frac{3}{16}$	0.282		$\frac{1}{4}$	0.417
$\frac{7}{16}$	$\frac{3}{16}$	0.219				$\frac{11}{16}$	$\frac{7}{32}$	0.402
	$\frac{5}{32}$	0.256				$1\frac{1}{4}$	$\frac{1}{2}$	2.110
						2	$\frac{1}{2}$	2.670

CARNEGIE STEEL COMPANY

GENERAL OFFICES :

Pittsburg, Carnegie Building.

DISTRICT OFFICES :

Birmingham, Brown-Marx Building,

Boston, 104 Milk Street,

Buffalo, Ellicott Square Building,

Chicago, Commercial National Bank Building,

Cincinnati, Union Trust Building,

Cleveland, Rockefeller Building,

Denver, Equitable Building,

Detroit, Ford Building,

New Orleans, Maison Blanche,

New York, Hudson Terminal, 30 Church Street,

Philadelphia, Pennsylvania Building,

Pittsburg, Carnegie Building,

Portland, Wells-Fargo Building,

San Francisco, Crocker Building,

St. Louis, Third National Bank Building,

St. Paul, Pioneer Press Building.

AISC E&R Library



9529