

Field Goals

By Joseph Burns, P.E., S.E., FAIA, and David McLean



Photo courtesy Thornton-Tomasetti Engineers

Chicago's new Soldier Field tackles complex geometry and construction constraints in the NFL's fastest stadium construction.

Bringing Chicago's historic Soldier Field into the 21st century meant fitting a full-size, modern stadium into a 600'-wide space on a 20-month schedule. Some said the challenge was mathematically impossible, but a project team dedicated to finding innovative solutions used steel to complete the signature stadium within a tight timeline.

Turning Back the Clock

Home to the Chicago Bears, Soldier Field is the oldest stadium in the National Football League. The stadium, constructed on the Lake Michigan shore during the 1920s in an unsuccessful bid to host the Olympics, features classical colonnades designed by architect Holabird & Roche as a memorial to the fallen soldiers of American wars. Although the Bears played their first game in the stadium in 1926, the team only adopted Soldier Field as their home in the 1970s, after sharing Wrigley Field with the Chicago Cubs for 50 years. Even then, the arrangement was to be a tempo-

rary solution while a new stadium was constructed.

During the 1990s, the Bears were still at Soldier Field, but the stadium's infrastructure was crumbling, its facilities were outdated, and it lacked the club seating that was generating substantial revenues for other NFL franchises. The Bears reviewed proposals for stadium projects, including a renovation, a new lakefront stadium, a domed stadium near the McCormick Place convention center, and new stadiums on Chicago's west side, in the city's northwest suburbs and in nearby Gary, IN.

The Bears focused on redeveloping Soldier Field rather than relocating. At first, the challenges seemed insurmountable. With only 600' between the colonnades, the stadium fell more than 100' short of accommodating a conventional football stadium. The solution came from the architects of Boston-based Wood + Zapata. Their solution was an asymmetrical design with all general admission seats on one side of the stadium and stacked luxury suites atop two can-

tilvered club decks on the other. That configuration, a first in NFL stadiums, saved just enough space to fit a 63,000-seat stadium inside the colonnades, while removable ground-level seating would adapt the playing field to regulation size for international soccer competitions. But carrying the inventive design from concept to completion within the demanding schedule would require creative engineering and innovations in steel construction.

Engineering the Solution

While the old stadium rested on 10,000 timber piles driven through landfill to an average depth of 62', supporting the new stadium required 2,000 H piles driven 90' to 100' down to bedrock. Seating tiers of precast-concrete risers span 40' to their structural steel supports. The rakers supporting the upper grandstand cantilever 60' over the historic colonnades, one of the longest such cantilevers supporting crowds. In another first in stadium design, Thornton-Tomasetti tilted the structure of the suites 14

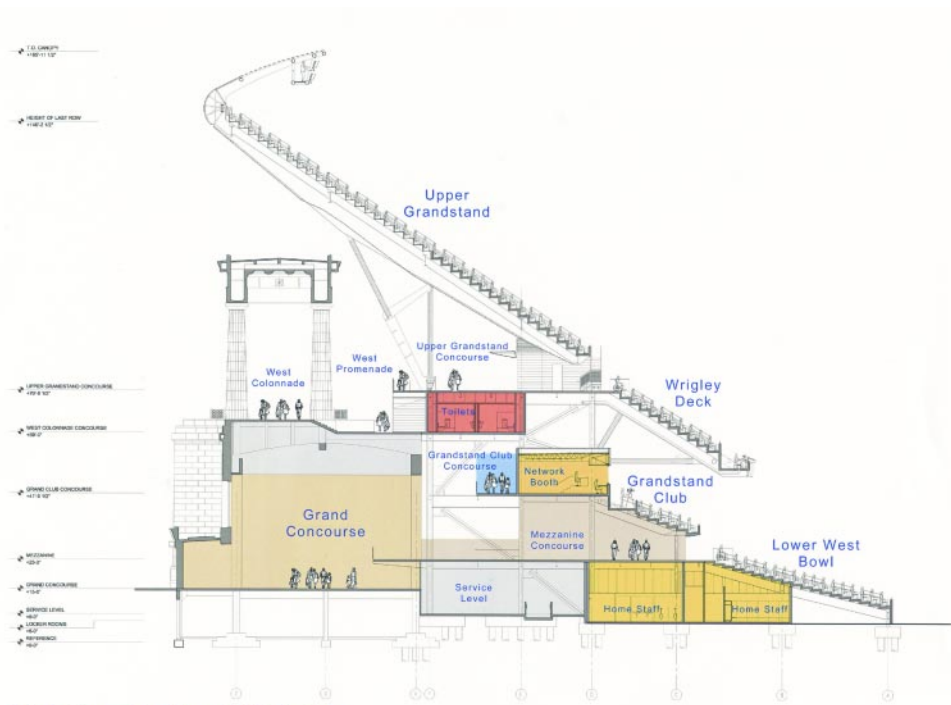
degrees toward the field, bringing the upper levels of seats closer to the field and providing a better viewing angle. The stadium's two massive video boards, 84' long by 23' high, attach to cantilevered steel trusses extending 90' and 120' in space over the end zones.

Many of these breakthroughs were made possible by the new stadium's 13,000-ton structural steel frame, which provided great design flexibility. However, the steel frame of the upper grandstand cantilever presented Thornton-Tomasetti with another challenge—maintaining fan comfort amidst synchronous crowd movements of zealous fans or avid concertgoers. Because a bare steel-and-concrete structure has very little natural damping to diminish vibrations, a large crowd moving at the structure's natural frequency could create vibrations that would be noticeable to the spectators. Thornton-Tomasetti's dynamic analysis showed that, while structural stability was not an issue, vibration and acceleration in a packed stadium could reach intensities uncomfortable to spectators in the grandstand. Typically, this problem is solved with the addition of more columns, but that option was not possible because of the historic colonnades below the cantilever.

To provide the needed vibration control, the engineers incorporated 21 tuned-mass dampers at the tips of the cantilever of the grandstand. The TMDs, about 20 tons each, comprise a concrete mass supported on air springs, tunable steel springs and a tunable viscous damper (similar to a car's shock absorber) connected to the structural frame. When crowd movement causes the structure to vibrate, the TMDs are tuned to vibrate at the same frequency, so the two structures move out of phase, dissipating energy and vibrations. With the TMDs in place, the accelerations near active spectators remain within the limits for spectator comfort.

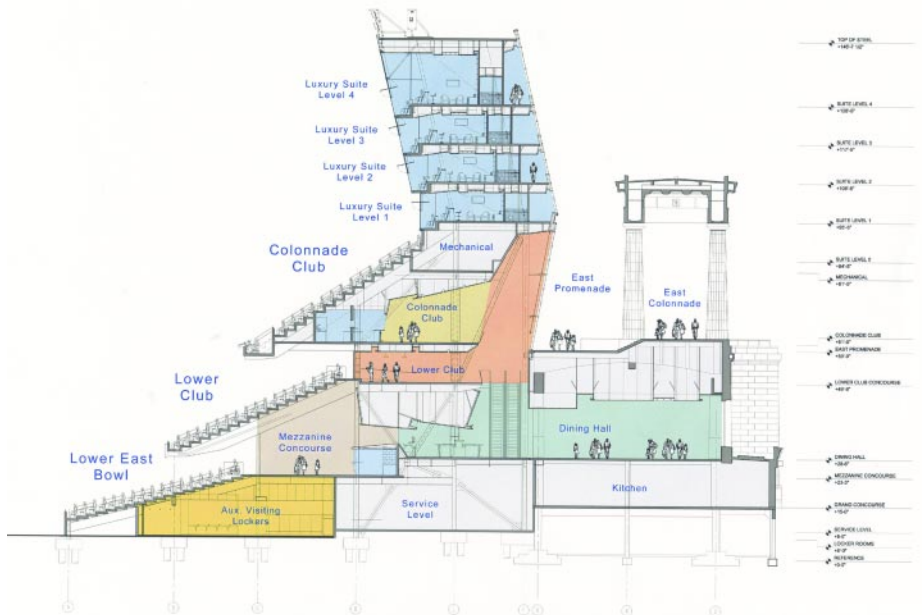
Rushing Game

Engineering a structure with such a high level of complexity presented a challenge. Completing the design and translating it into a finished product within the required timeframe raised the degree of difficulty considerably. Typically for NFL stadium construction, a 28-month schedule is considered the norm, and no stadium before Soldier Field had been completed in fewer than 24 months. The schedule for redeveloping Soldier



West Cross Section @ 50yd. Line

The rakers supporting the west grandstand cantilever 60' over the west colonnade.
 © Lohan Caprile Goettsch Architects and Wood + Zapata



East Cross Section @ 50yd. Line

The luxury boxes are all located on the east side of the renovated Soldier Field to maximize the limited buildable width inside the colonnades.
 © Lohan Caprile Goettsch Architects and Wood + Zapata

Field during the off-season was ambitious, but when the Bears made the 2001-2002 playoffs, extending their season into January 2002, the window for demolition and redevelopment narrowed to just 20 months.

The schedule had influenced the decision to use a structural steel rather than a cast-in-place concrete frame for the new stadium. Thornton-Tomasetti performed the main structural analysis for the stadium framing with SAP2000 for 3D analysis and Ramsteel for 2D floor framing. With the main structural elements in place, the engineers generated AutoCAD drawings for coordination with the architects. A vast number of shop drawings would be required for steel fabrication, so to accelerate the steel fabrication and erection process, Thornton-Tomasetti, in a joint decision with the project team members, used Xsteel 3D-modeling software by Finland's Tekla Corp. Widely used in Europe, Xsteel produces a full-size, annotated computerized model. Once the model is created, piece drawings for fabrication and general-arrangement drawings can be produced automatically.

Generating 3D models for each of the stadium's four quadrants, Thornton-Tomasetti was able to prepare documentation for the steel beams, beam sizes, member forces and camber required for each beam and column. AISC-member fabricator Hirschfeld Steel Co. Inc. received 3D models from Thornton-Tomasetti and used them to complete the connection detailing, prepare shop drawings and prepare the computer numeric control (CNC) download for the machines used to cut and punch the steel. The drawing-review process consisted of submissions of the 3D model with connections. Because only the connections required examination, the review took only five days instead of the usual 10, saving valuable time on the tightly compressed schedule. The use of Xsteel modeling helped avert costly miscues from design to fabrication and installation. As an added benefit, the 3D

geometry of the steel work was available to Permasteelisa Cladding Technologies, facilitating the design and assembly of the stadium's non-rectilinear panelized cladding system. Permasteelisa utilizes 3D modeling program CATIA in the design and production of its cladding systems.

The Whole Nine Yards

For Soldier Field, cladding took on a greater than normal importance. Not only was the unusual configuration challenging to fabricate and install, appearances were critical. Leaving the new stadium with a bare concrete underbelly would have created a jarring effect against the historic colonnades. Stainless-steel cladding on the underside of the bowl clearly delineated the old and new portions of the stadium, each with its own aesthetic. The secondary steelwork necessary to support this cladding was erected with the main superstructure steel.


The aesthetic considerations also tied the stadium into the larger plan for enhancements to 17 acres of surrounding parkland on the Lake Michigan shore. The lakefront improvements, master-planned and overseen by Chicago-based Lohan Caprile Goettsch Architects, include:

- A 40'-high sledding hill, winter garden, terraced park, playground and outdoor exhibit space
- A veteran's memorial granite-clad waterwall
- An additional 2,500 underground parking spaces, a 1,500-space landscaped deck and a 3,100-space surface lot
- Infrastructure work for better traffic control and modern utility connections

The first game at the new Soldier Field was September 29, 2003, and the Bears sold all season tickets and most full-season suites, while the waiting list for single-game suites continues to grow. With steely resolve, the stadium's redevelopment team has beaten both the clock and



To accelerate the steel fabrication and erection process, designers used Xsteel 3D-modeling software. Xsteel produces a full-size, annotated computerized model. Once the model is created, piece drawings for fabrication and general-arrangement drawings can be produced automatically.



geometric probabilities to score a resounding victory for the future of Soldier Field.

The project was a merit award winner in the \$100 million or greater category of the 2004 IDEAS awards. ★

Joseph Burns, P.E., S.E., FAIA, is a managing principal with Thornton-Tomasetti Engineers. David McLean is a senior associate with Thornton-Tomasetti Engineers.

Owner

Chicago Park District

Developer

Chicago Bears Football Club, LLC

Developer's Representative

Hoffman Management Partners LLC,
Chicago

Construction Manager

TBMK, a joint venture of Turner Construction Co. (Chicago), Barton Malow Co. (Southfield, MI) and Kenny Construction (Wheeling, IL)

Structural Engineer

Thornton-Tomasetti Engineers
(Chicago)

Architect

LW+Z, a joint venture of Lohan Caprile Goettsch Architects (Chicago) and Wood + Zapata Architects (Boston)

Steel Fabricator

Hirschfeld Steel Co. Inc.,
San Angelo, TX (AISC member)

Engineering Software

SAP 2000, RAM Structural System

Detailing Software

Tekla Xsteel